



## Club Health Assessment for District 1 A through November 2025

			Status	Membership						Reports				Finance	LCIF	
Club Number	Club Name	Charter Date	Times in Status Quo in Past 2 Years	Current Member Count **	YTD Members Added	YTD Members Dropped	YTD Net Growth% ***	Member Count 1 Year Ago	Dropped Members Avg.Length of Service	Months Since Membership Update	Current Officers Reported ****	Current President Repeated Term	VP Reported *****	Last Date Reported Service (mm/yyyy)	Account Balance	YTD Donations
Clubs less than two years old																
179258	Chicago Asian American	11/13/2024	Active	59	6	0	11.32%	41		0	Y	2	R	11/2025		
	Exc Award (06/30/2025)															
180426	Chicago Diverse Intergenerational	02/28/2025	Active	23	10	14	-14.81%	0	1	0	Y	2	N	10/2025		
157890	Chicago Metropolitan	06/05/2024	Active	18	2	0	12.50%	20		0	Y	2		08/2025		\$25.00
186817	Southland Cyber	10/09/2025	Newly Chartered	21	21	0	100.00%	0		1	Y			11/2025		
Clubs more than two years old																
2	ARGO SUMMIT	10/20/1925	Active	26	0	0	0.00%	27		4	Y	8	N	09/2025		
3	BELLWOOD	03/12/1947	Active	34	2	2	0.00%	31	6	4	Y	2	N	10/2025		
	Exc Award (06/30/2025)															
129621	Berwyn Centennial	12/16/2016	Active	12	1	5	-25.00%	16	2	0	Y		N	11/2025		
30755	BRIDGEVIEW	05/06/1975	Active	12	0	0	0.00%	15		2	Y		N	09/2025		
	Exc Award (06/30/2022, 06/30/2023)															
6	BROOKFIELD LA GRANGE PARK	03/23/1948	Active	13	1	0	8.33%	13		2	Y		N	11/2025		
86	BURBANK	08/23/1955	Active	16	0	0	0.00%	16		5	Y	6	R	09/2025	90+ Days	
	Exc Award (06/30/2018, 06/30/2022)															
7	CALUMET CITY	10/16/1939	Active	48	1	0	2.13%	49		1	Y		N	11/2025		\$550.00
	Exc Award (06/30/2023)															
107696	CHICAGO AFRICAN	03/03/2010	Active	5	0	0	0.00%	5		22	Y	14		11/2025		
9	CHICAGO ARIRANG	07/31/1973	Active	8	0	0	0.00%	12		5	Y	2		11/2025		
12	CHICAGO AZTECA	07/12/1966	Active(1)	17	0	0	0.00%	17		28	Y	13		11/2025		
33626	CHICAGO BAYANIHAN-SAMPAGUITA	04/26/1977	Active	23	2	1	4.55%	18	1	0	Y		N	11/2025		
	Exc Award (06/30/2021, 06/30/2024)															
40	CHICAGO BEVERLY RIDGE	12/24/1958	Active	24	0	2	-7.69%	25	16	0	Y	2	R	11/2025		
133466	Chicago Centennial	12/20/2017	Active	4	0	0	0.00%	4		16	Y	8		11/2025		
13	CHICAGO CENTRAL	08/02/1917	Active	35	0	0	0.00%	33		2	N	3	R	10/2025		
14	CHICAGO CHATHAM	08/29/1929	Active	3	0	0	0.00%	3		13	Y	24		11/2025		
17	CHICAGO EAST SIDE	08/30/1948	Active	16	0	1	-5.88%	18	45	1	N	13		11/2025		



## Club Health Assessment for District 1 A through November 2025

			Status	Membership						Reports				Finance	LCIF	
Club Number	Club Name	Charter Date	Times in Status Quo in Past 2 Years	Current Member Count **	YTD Members Added	YTD Members Dropped	YTD Net Growth% ***	Member Count 1 Year Ago	Dropped Members Avg.Length of Service	Months Since Membership Update	Current Officers Reported ****	Current President Repeated Term	VP Reported *****	Last Date Reported Service (mm/yyyy)	Account Balance	YTD Donations
48243	CHICAGO ECUADOREAN	03/09/1988	Active(1)	16	2	0	14.29%	14		0	Y		N	09/2025		\$130.00
20	CHICAGO ENGLEWOOD	10/12/1934	Active	19	6	0	46.15%	10		2	Y		N	09/2025		
84071	CHICAGO FIL USA	08/27/2004	Active	35	0	8	-18.60%	41	7	1	Y		N	09/2025		
Exc Award (06/30/2018, 06/30/2022)																
84539	CHICAGO FILIPINO AMERICAN	12/16/2004	Active	74	13	13	0.00%	72	3	0	Y		R	11/2025	90+ Days	\$1,300.00
Exc Award (06/30/2017, 06/30/2022)																
145973	Chicago Global	04/27/2021	Active	63	0	9	-12.50%	70	3	3	Y		N	10/2025		\$350.00
Exc Award (06/30/2022, 06/30/2025)																
155164	Chicago Healthcare Alliance	07/19/2023	Active	121	31	0	34.44%	97		0	Y	3	N	10/2025		\$378.00
Exc Award (06/30/2024, 06/30/2025)																
22	CHICAGO HEGEWISCH	01/26/1962	Active	16	0	0	0.00%	18		9	Y	6	R	11/2025	90+ Days	\$50.00
52	CHICAGO HEIGHTS	01/15/1948	Active	30	0	0	0.00%	30		6	Y	2		11/2025		
102624	CHICAGO INDO US	06/25/2008	Active	14	0	0	0.00%	15		6	Y		N	11/2025		
Exc Award (06/30/2018, 06/30/2023)																
119176	CHICAGO JOSE RIZAL	05/09/2013	Active	21	0	0	0.00%	16		9	Y	2	N	11/2025		
Exc Award (06/30/2022)																
82696	CHICAGO LIERI	06/18/2004	Active	9	0	0	0.00%	10		5	Y	6		11/2025		
30	CHICAGO LOGAN SQUARE	11/14/1923	Active	13	0	0	0.00%	13		9	Y	2	R	11/2025		\$450.00
131583	Chicago Mabuhay Centennial	06/23/2017	Active	32	1	10	-21.95%	33	4	4	N		N	11/2025		\$100.00
Exc Award (06/30/2018, 06/30/2022)																
43308	CHICAGO MAHARLIKA	01/13/1984	Active	16	0	0	0.00%	17		4	Y		N	11/2025		\$300.00
Exc Award (06/30/2022)																
35	CHICAGO MOUNT GREENWOOD	07/10/1939	Active	6	1	1	0.00%	6	0	0	Y	7		09/2025		
38	CHICAGO NORTHWEST	10/09/1923	Active	9	0	0	0.00%	9		18	Y	6		09/2025		
142958	Chicago Nurses for Diabetes	10/20/2020	Active	51	7	3	8.51%	62	1	0	Y		N	11/2025	90+ Days	
Exc Award (06/30/2023, 06/30/2024)																
130802	Chicago One World Centennial	04/25/2017	Active(1)	11	3	6	-21.43%	14	5	0	Y	4		11/2025		
Exc Award (06/30/2022)																
30919	CHICAGO PHILIPPINE	06/19/1975	Active	19	0	13	-40.63%	32	11	0	Y	2		09/2025		\$300.00
Exc Award (06/30/2022)																
38246	CHICAGO PUERTO RICO	04/07/1980	Active	13	0	2	-13.33%	15	19	0	Y	3		11/2025		



## Club Health Assessment for District 1 A through November 2025

			Status	Membership						Reports				Finance		LCIF
Club Number	Club Name	Charter Date	Times in Status Quo in Past 2 Years	Current Member Count **	YTD Members Added	YTD Members Dropped	YTD Net Growth% ***	Member Count 1 Year Ago	Dropped Members Avg.Length of Service	Months Since Membership Update	Current Officers Reported ****	Current President Repeated Term	VP Reported *****	Last Date Reported Service (mm/yyyy)	Account Balance	YTD Donations
125924	Chicago Ridge	10/13/2015	Active	48	0	2	-4.00%	56	3	0	Y	2	N	11/2025		
	Exc Award (06/30/2021, 06/30/2022, 06/30/2023)															
65307	CHICAGO ROGERS PARK	05/02/2002	Active(1)	20	0	4	-16.67%	24	3	4	Y		N	11/2025		
	Exc Award (06/30/2022)															
57713	CHICAGO THAI MID WEST	01/03/1996	Active	16	1	0	6.67%	17		3	Y	13	N	09/2025		
	Exc Award (06/30/2022)															
103704	CHICAGO WINDY CITY	09/25/2008	Active	49	2	0	4.26%	48		0	Y		N	10/2025		\$5,300.00
	Exc Award (06/30/2016, 06/30/2020, 06/30/2022, 06/30/2023, 06/30/2024)															
105501	FLOSSMOOR ROSHNI	05/18/2009	Active	3	0	0	0.00%	3		65	N	16		11/2025		
53498	FRANKLIN PARK MANILA	07/01/1992	Active	14	0	0	0.00%	14		4	Y		R	10/2025		\$120.00
	Exc Award (06/30/2018)															
57	GLENWOOD	03/16/1966	Active	18	0	1	-5.26%	19	1	3	Y	2	R	07/2025		
	Exc Award (06/30/2022)															
134670	Harvey Centennial	05/11/2018	Status Quo(2)	12	0	0	0.00%	12		7	Y	9		11/2025	90+ Days	
137694	Justice	04/05/2019	Active	20	0	3	-13.04%	23	3	0	Y		N	07/2025		
149150	KOPE Cyber Lions of District 1-A	12/29/2021	Active(2)	11	0	0	0.00%	14		4	Y	3		11/2025		
64	LA GRANGE HIGHLANDS	04/25/1961	Active	19	1	0	5.56%	15		3	Y		N	11/2025		
	Exc Award (06/30/2018, 06/30/2022)															
65	LANSING	06/25/1937	Active	30	1	1	0.00%	30	21	2	Y		N	09/2025	90+ Days	
127483	Lincolnwood	05/06/2016	Active(1)	18	0	0	0.00%	18		5	Y	2		11/2025		
74	OAK LAWN	03/22/1939	Active	38	0	0	0.00%	38		5	Y		N	11/2025		\$200.00
	Exc Award (06/30/2018, 06/30/2021, 06/30/2023)															
75	OAK PARK-RIVER FOREST	08/01/1920	Active	7	0	0	0.00%	7		19	Y	4		11/2025		
76	ORLAND PARK	03/12/1964	Active	35	2	1	2.94%	37	0	3	Y		N	11/2025		\$50.00
	Exc Award (06/30/2017, 06/30/2018)															
77	PALOS	10/03/1949	Active	71	4	4	0.00%	69	9	0	Y	2	R	11/2025		
	Exc Award (06/30/2018, 06/30/2023)															
81	RIVER GROVE	08/29/1949	Active	83	1	0	1.22%	91		0	Y		R	08/2025		\$1,050.00
	Exc Award (06/30/2022)															
82	RIVERSIDE TOWNSHIP	04/15/1948	Active	33	2	3	-2.94%	34	11	0	Y	3	R	09/2025		



## Club Health Assessment for District 1 A through November 2025

			Status	Membership					Reports				Finance	LCIF		
Club Number	Club Name	Charter Date	Times in Status Quo in Past 2 Years	Current Member Count **	YTD Members Added	YTD Members Dropped	YTD Net Growth% ***	Member Count 1 Year Ago	Dropped Members Avg.Length of Service	Months Since Membership Update	Current Officers Reported ****	Current President Repeated Term	VP Reported *****	Last Date Reported Service (mm/yyyy)	Account Balance	YTD Donations
59955	SCHILLER PARK	09/05/1997	Active	2	0	0	0.00%	2		7	N	None		10/2025		
85	SOUTH HOLLAND	08/22/1946	Active	24	0	0	0.00%	24		7	Y		N	10/2025		
87	STICKNEY FOREST VIEW	08/27/1952	Active	53	1	0	1.92%	52		1	Y		N	10/2025		\$600.00
	Exc Award (06/30/2016, 06/30/2017, 06/30/2018, 06/30/2021, 06/30/2022, 06/30/2023, 06/30/2024)															
88	THE FOREST KALA SAMPATH	06/07/1928	Active	32	0	0	0.00%	19		7	Y		N	09/2025		\$2,310.00
	Exc Award (06/30/2023, 06/30/2025)															
89	THORNTON	09/23/1950	Active	24	0	1	-4.00%	25	25	1	Y		N	10/2025		\$210.00
90	TINLEY PARK	10/12/1949	Active	20	0	0	0.00%	24		4	Y		N	09/2025		\$2,500.00
91	WESTCHESTER	02/16/1965	Active	12	1	0	9.09%	12		0	Y		N	11/2025		\$631.20
	Exc Award (06/30/2023)															
92	WILLOW SPRINGS	04/27/1954	Active	46	1	0	2.22%	46		0	Y	2	N	11/2025		\$2,000.00
	Exc Award (06/30/2017, 06/30/2018, 06/30/2019, 06/30/2021, 06/30/2023, 06/30/2024)															
143691	Willow Springs Lioness	12/04/2020	Active	28	4	0	16.67%	24		0	Y	6	R	09/2025		
93	WORTH	10/28/1953	Active	33	0	0	0.00%	37		5	Y			09/2025		
	Exc Award (06/30/2022)															

Clubs Cancelled Previous Fiscal Year – Clubs Cancelled within last 12 months may be reinstated

Club Number	Club Name	Charter Date	Current Status*	Cancellation Date
135017	Chicago Argentine American	06/27/2018	Cancelled(8*)	06/29/2025
58320	CHICAGO BRONZEVILLE	05/17/1996	Cancelled(6*)	12/30/2024
130882	Chicago Eagles Wings	05/08/2017	Cancelled(8*)	01/31/2025
49	CHICAGO UPTOWN	03/17/1921	Cancelled(6*)	06/29/2025

Current Total Clubs Count	YTD New Clubs Count	YTD Cancelled Clubs Count	YTD Net Club Gain	Current Total Members Count	YTD Add	YTD Drop	YTD Net Growth	Member Count 12 Months Ago	Average Member Count Per Club	% of Clubs with less than 20 members	% No Officer Report in 12 Months	% of Clubs with balance 90+ days	Number of Clubs in Status Quo	% Status Quo Clubs in Financial Suspension	Number of Cancelled Clubs	Average Cancelled Club Age	Members Lost Due to Cancellation	% of Clubs Cancelled for Non-Financial Reasons
69	1	0	1	1,824	131	110	21	1,791	26	49%	0%	9%	1	100%	0	0	0	0%



Club Health Assessment for District 1 A through November 2025

			Status		Membership					Reports					Finance	LCIF
Club Number	Club Name	Charter Date	Times in Status Quo in Past 2 Years	Current Member Count **	YTD Members Added	YTD Members Dropped	YTD Net Growth% ***	Member Count 1 Year Ago	Dropped Members Avg.Length of Service	Months Since Membership Update	Current Officers Reported ****	Current President Repeated Term	VP Reported *****	Last Date Reported Service (mm/yyyy)	Account Balance	YTD Donations

\* - P - Priority Club. Cancellation Reasons: 1-Objectives/conduct, 2-Non-active club, 5-Non-existing club, 6-Disbanding, 7-Merger, 8-Financial Suspension, 9-District/Multiple District Dues.

\*\* Red denotes below 15 active members.


\*\*\* Red denotes 20% + loss.

\*\*\*\* Y - all 3 (President, Secretary, Treasurer) club officers reported, N - not all 3 reported.

\*\*\*\*\* Abbreviation: N-New, IP-Immediate Past, R-Repeat.




# Club Health Assessment for District 1 BK through November 2025

			Status	Membership					Reports				Finance		LCIF	
Club Number	Club Name	Charter Date	Times in Status Quo in Past 2 Years	Current Member Count **	YTD Members Added	YTD Members Dropped	YTD Net Growth% ***	Member Count 1 Year Ago	Dropped Members Avg.Length of Service	Months Since Membership Update	Current Officers Reported ****	Current President Repeated Term	VP Reported *****	Last Date Reported Service (mm/yyyy)	Account Balance	YTD Donations
Clubs more than two years old																
96	ASHKUM	05/11/1965	Active	35	0	0	0.00%	38		9	Y	2	N	07/2022		
40403	BEECHER	10/26/1981	Active	43	10	0	30.30%	26		0	Y	4		11/2025		\$200.00
Exc Award (06/30/2018, 06/30/2025)																
577	BELLFLOWER	06/27/1958	Active	23	0	0	0.00%	23		17	N	None		03/2024		
98	BOLINGBROOK	11/03/1966	Active	60	2	7	-7.69%	65	13	0	Y		R	11/2025		
Exc Award (06/30/2018, 06/30/2022)																
99	BONFIELD	06/28/1967	Active	30	3	0	11.11%	26		2	Y	3		10/2025	90+ Days	\$100.00
100	BRADLEY	09/10/1946	Active	31	3	1	6.90%	30	3	1	Y		N	11/2025		
101	BRAIDWOOD	02/24/1969	Active	26	2	0	8.33%	26		0	Y	3	R	11/2025		\$100.00
102	BUCKLEY	10/18/1955	Active	22	1	2	-4.35%	23	3	1	Y		N	10/2025		
103	CHANNAHON	01/22/1969	Active	14	0	1	-6.67%	13	10	2	Y	4	R	05/2025		
Exc Award (06/30/2016)																
104	CHEBANSE	05/20/1955	Active	19	2	0	11.76%	16		3	Y		N	08/2025		
583	COAL CITY	01/13/1949	Active	19	0	0	0.00%	20		4	Y	6		09/2024		
584	CORNELL	05/05/1972	Active	31	0	0	0.00%	30		5	Y		N	07/2025		
106	CREST HILL	09/27/1962	Active	30	1	2	-3.23%	27	4	0	Y		R	09/2019		\$1,000.00
107	CRETE	12/07/1939	Active	47	0	0	0.00%	40		3	Y	3		10/2025		
Exc Award (06/30/2021)																
585	DANVERS	04/10/1958	Active	48	0	0	0.00%	47		5	N	None		05/2023		
586	DWIGHT	12/23/1947	Active(1)	29	0	1	-3.33%	32	57	1	Y	2		10/2025		
587	EARLVILLE	09/27/1955	Active	35	2	1	2.94%	35	3	4	Y	2	N	07/2025	90+ Days	
588	FAIRBURY	10/10/1956	Active	17	0	1	-5.56%	18	23	0	Y	2	N	10/2025		\$2,150.00
589	FLANAGAN	03/04/1960	Active	12	0	0	0.00%	12		17	Y	8		04/2025		
111	FRANKFORT	12/28/1940	Active	78	3	1	2.63%	72	4	0	Y	2	R	11/2025		\$4,050.00
Exc Award (06/30/2018, 06/30/2019, 06/30/2022)																
591	GARDNER	11/09/1948	Active	9	0	1	-10.00%	10	13	1	Y		R	07/2022		
592	GIBSON CITY	04/12/1922	Active	50	1	0	2.04%	45		1	Y		N	10/2025		
115	HERSCHER	04/29/1965	Active	30	3	0	11.11%	26		0	Y	7	R	11/2025		




# Club Health Assessment for District 1 BK through November 2025

			Status	Membership						Reports				Finance		LCIF
Club Number	Club Name	Charter Date	Times in Status Quo in Past 2 Years	Current Member Count **	YTD Members Added	YTD Members Dropped	YTD Net Growth% ***	Member Count 1 Year Ago	Dropped Members Avg.Length of Service	Months Since Membership Update	Current Officers Reported ****	Current President Repeated Term	VP Reported *****	Last Date Reported Service (mm/yyyy)	Account Balance	YTD Donations
594	HUDSON	04/13/1964	Active	19	0	0	0.00%	20		11	N	None		07/2021		
	Exc Award (06/30/2017, 06/30/2018)															
117	JOLIET NOON	01/19/1921	Active	37	2	0	5.71%	33		1	Y			11/2025		\$200.00
	Exc Award (06/30/2024)															
30089	LA MOILLE	01/09/1975	Active	35	0	0	0.00%	30		5	N		N			
597	LELAND	10/23/1956	Active	14	0	1	-6.67%	14	11	0	Y	2	N	08/2025		
120	LEMONT	06/07/1962	Active	105	5	1	3.96%	101	22	0	Y		N	11/2025		
	Exc Award (06/30/2016, 06/30/2018, 06/30/2021, 06/30/2023, 06/30/2024)															
122	LOCKPORT	04/27/1939	Active	23	1	4	-11.54%	26	17	1	Y		IP			\$50.00
598	LONG POINT	04/12/1966	Active	9	0	0	0.00%	9		34	N	None				
41441	MALDEN	06/21/1982	Active	26	0	1	-3.70%	27	28	2	N			05/2025		
	Exc Award (06/30/2023)															
599	MARSEILLES	01/31/1956	Active	82	1	0	1.23%	93		4	Y		N	07/2023		
	Exc Award (06/30/2016)															
125	MARTINTON	10/23/1957	Active	13	0	0	0.00%	13		34	N	None				
601	MENDOTA	11/15/1938	Active	54	1	0	1.89%	52		4	Y	2	R	09/2025	90+ Days	
126	MILFORD	12/04/1951	Active(1)	10	0	0	0.00%	9		6	Y	11		04/2021		
602	MINOOKA	11/30/1955	Active	96	3	0	3.23%	96		1	Y		N	08/2024		\$1,000.00
127	MOKENA	11/05/1952	Active	53	1	0	1.92%	52		0	Y	2	N	08/2024		
	Exc Award (06/30/2016)															
603	MORRIS	03/31/1938	Active	35	2	0	6.06%	36		0	Y		N	09/2025		
	Exc Award (06/30/2016, 06/30/2018)															
129	NEW LENOX	08/25/1948	Active	31	0	0	0.00%	30		6	Y	2	N	10/2025		\$2,000.00
604	NORMAL	06/22/1965	Active	16	1	4	-15.79%	19	34	0	Y	3	R	11/2025		
	Exc Award (06/30/2020)															
130	ONARGA	02/12/1931	Active	26	0	2	-7.14%	30	6	1	Y		N	11/2025		
	Exc Award (06/30/2023, 06/30/2024)															
606	OSWEGO	01/13/1948	Active	9	0	0	0.00%	9		7	Y	6		10/2019		
	Exc Award (06/30/2018)															
607	OTTAWA	09/25/1936	Active	19	1	0	5.56%	20		2	Y	8		03/2019		
	Exc Award (06/30/2016)															



## Club Health Assessment for District 1 BK through November 2025

			Status	Membership						Reports				Finance	LCIF	
Club Number	Club Name	Charter Date	Times in Status Quo in Past 2 Years	Current Member Count **	YTD Members Added	YTD Members Dropped	YTD Net Growth% ***	Member Count 1 Year Ago	Dropped Members Avg.Length of Service	Months Since Membership Update	Current Officers Reported ****	Current President Repeated Term	VP Reported *****	Last Date Reported Service (mm/yyyy)	Account Balance	YTD Donations
132	PLAINFIELD	11/22/1948	Active	98	6	2	4.26%	87	2	0	Y		N	04/2023	90+ Days	\$1,000.00
613	PRINCETON	10/14/1925	Active	19	2	0	11.76%	18		1	Y		IP	04/2025		
Exc Award (06/30/2016)																
108163	ROCKDALE	04/20/2010	Status Quo(1)	3	0	0	0.00%	3		4	N	None		05/2019		
617	SERENA	02/06/1964	Active	31	0	0	0.00%	31		3	Y		R	10/2025		
Exc Award (06/30/2016)																
618	SHEFFIELD	09/24/1951	Active	21	2	1	5.00%	18	15	0	Y	6	R	10/2025		
135	SHOREWOOD	10/23/1963	Active(1)	13	0	0	0.00%	16		7	Y	8	R	10/2025		
621	SPRING VALLEY	07/13/1938	Active	8	0	0	0.00%	8		5	Y	5	R	02/2024		
623	STREATOR	02/05/1953	Active	26	0	0	0.00%	21		5	N			10/2025		
62004	STREATOR HARDCRABBLE	05/27/1999	Active	17	1	0	6.25%	16		2	Y		IP	11/2025	\$145.00	
Exc Award (06/30/2020, 06/30/2021)																
29988	TOWANDA	12/10/1974	Active	21	0	0	0.00%	20		4	Y		N	10/2017		
625	WASHBURN	06/03/1931	Active	14	0	0	0.00%	14		23	Y	8		04/2019		
137	WATSEKA	03/07/1938	Active	22	0	0	0.00%	22		25	N	None		07/2022		
138	WELLINGTON	06/20/1967	Active	4	0	0	0.00%	4		0	N	8				
139	WILMINGTON	07/28/1953	Active	12	0	0	0.00%	8		5	Y	2	N	12/2024		
626	YORKVILLE	01/16/1939	Active	18	0	0	0.00%	18		11	Y	3		05/2025		

Clubs Cancelled Previous Fiscal Year – Clubs Cancelled within last 12 months may be reinstated

Club Number	Club Name	Charter Date	Current Status*	Cancellation Date
128	MOMENCE	04/30/1945	Cancelled(6*)	06/29/2025

Current Total Clubs Count	YTD New Clubs Count	YTD Cancelled Clubs Count	YTD Net Club Gain	Current Total Members Count	YTD Add	YTD Drop	YTD Net Growth	YTD Net Growth %	Member Count 12 Months Ago	Average Member Count Per Club	% of Clubs with less than 20 members	% No Officer Report in 12 Months	% of Clubs with balance 90+ days	Number of Clubs in Status Quo	% Status Quo Clubs in Financial Suspension	Number of Cancelled Clubs	Average Cancelled Club Age	Members Lost Due to Cancellation	% of Clubs Cancelled for Non-Financial Reasons
58	0	0	0	1,777	62	34	28	1.60%	1,723	31	40%	5%	7%	1	100%	0	0	0	0%





Club Health Assessment for District 1 BK through November 2025

			Status		Membership				Reports				Finance	LCIF		
Club Number	Club Name	Charter Date	Times in Status Quo in Past 2 Years	Current Member Count **	YTD Members Added	YTD Members Dropped	YTD Net Growth% ***	Member Count 1 Year Ago	Dropped Members Avg.Length of Service	Months Since Membership Update	Current Officers Reported ****	Current President Repeated Term	VP Reported *****	Last Date Reported Service (mm/yyyy)	Account Balance	YTD Donations

\* - P - Priority Club. Cancellation Reasons: 1-Objectives/conduct, 2-Non-active club, 5-Non-existing club, 6-Disbanding, 7-Merger, 8-Financial Suspension, 9-District/Multiple District Dues.  
\*\* Red denotes below 15 active members.  
\*\*\* Red denotes 20% + loss.  
\*\*\*\* Y - all 3 (President, Secretary, Treasurer) club officers reported, N - not all 3 reported.  
\*\*\*\*\* Abbreviation: N-New, IP-Immediate Past, R-Repeat.



# Club Health Assessment for District 1 CN through November 2025

			Status	Membership						Reports				Finance	LCIF	
Club Number	Club Name	Charter Date	Times in Status Quo in Past 2 Years	Current Member Count **	YTD Members Added	YTD Members Dropped	YTD Net Growth% ***	Member Count 1 Year Ago	Dropped Members Avg.Length of Service	Months Since Membership Update	Current Officers Reported ****	Current President Repeated Term	VP Reported *****	Last Date Reported Service (mm/yyyy)	Account Balance	YTD Donations
Clubs more than two years old																
146	BREESE	09/17/1936	Active	38	0	3	-7.32%	41	21	0	Y		N	11/2023		\$1,000.00
149	CARLYLE	08/21/1936	Active	26	0	0	0.00%	26		1	Y			02/2024		
150	CARMI	05/28/1952	Active	25	0	0	0.00%	31		5	Y		N	09/2023		
156	CENTRAL CITY CENTRALIA	10/06/1965	Active	38	5	1	11.76%	34	0	3	Y		N	10/2025		
134387	Central City Lioness	04/13/2018	Active	30	0	2	-6.25%	38	2	3	Y	2	N	10/2025		
162	COLLINSVILLE	02/20/1923	Active	23	1	0	4.55%	21		3	Y	2	R	12/2022		
42507	COLLINSVILLE MARYVILLE EVENING	04/15/1983	Active	31	0	2	-6.06%	34	14	0	Y	2	R	10/2025		
163	COLUMBIA	07/17/1952	Active	21	0	0	0.00%	21		19	N	None		10/2023		
144733	Columbia 21st Century	12/30/2020	Active	18	0	0	0.00%	25		5	N	None		09/2025		
102544	DUPO EAST CARONDELET	06/23/2008	Active	12	0	0	0.00%	12		1	N	4		04/2018		
173	FAIRFIELD	12/12/1938	Active	11	0	4	-26.67%	15	6	3	Y	5		08/2025	90+ Days	
187	LEBANON	07/21/1950	Active	25	3	0	13.64%	21		0	Y	2	R	10/2025		\$100.00
Exc Award (06/30/2018)																
192	MASCOUTAH	02/23/1952	Active	37	0	0	0.00%	35		5	Y		N	07/2020		
38541	MASCOUTAH NOON	06/09/1980	Active	45	0	0	0.00%	45		20	Y		N	08/2017		
195	MOUNT CARMEL	07/30/1952	Active	21	0	0	0.00%	24		5	N	None		12/2023		
196	MOUNT VERNON	01/14/1924	Active	24	0	0	0.00%	23		5	Y	2	R	12/2014		
198	NASHVILLE	05/31/1938	Active	84	1	1	0.00%	85	4	4	Y		N	06/2025	90+ Days	
200	NEW BADEN	11/22/1951	Active	17	0	0	0.00%	17		7	Y	2	N	11/2025		
201	NOBLE	05/04/1938	Active	20	0	2	-9.09%	21	23	1	Y	3		10/2025		
30312	O'FALLON/FAIRVIEW HEIGHTS	03/06/1975	Active	21	0	0	0.00%	21		2	Y	7		04/2024		\$550.00
203	OKAWVILLE	09/04/1930	Active	61	3	2	1.67%	60	26	1	Y		N	11/2025		\$2,000.00
211	SALEM	02/19/1936	Active(1)	52	0	0	0.00%	59		2	Y		N	08/2025		
33809	SMITHTON	05/18/1977	Active	2	0	0	0.00%	2		5	Y	4		09/2025		
210	ST JACOB	10/26/1965	Active	112	5	18	-10.40%	122	4	0	Y		N	01/2023		
218	SUMMERFIELD	06/27/1966	Active	5	2	1	25.00%	5	0	0	Y	2	N	05/2015		



## Club Health Assessment for District 1 CN through November 2025

INTERNATIONAL

			Status	Membership						Reports				Finance	LCIF	
Club Number	Club Name	Charter Date	Times in Status Quo in Past 2 Years	Current Member Count **	YTD Members Added	YTD Members Dropped	YTD Net Growth% ***	Member Count 1 Year Ago	Dropped Members Avg.Length of Service	Months Since Membership Update	Current Officers Reported ****	Current President Repeated Term	VP Reported *****	Last Date Reported Service (mm/yyyy)	Account Balance	YTD Donations
222	TROY	06/24/1938	Active	20	3	0	17.65%	18		0	Y	3		02/2024		
35512	VALMEYER	05/08/1978	Active	26	0	1	-3.70%	30	8	2	Y	4		11/2025		\$10.00
223	WATERLOO	12/20/1951	Active	55	5	5	0.00%	49	5	0	Y		N	11/2025		\$6,260.00

Clubs Cancelled Previous Fiscal Year – Clubs Cancelled within last 12 months may be reinstated

Club Number	Club Name	Charter Date	Current Status*	Cancellation Date
102555	EAST SAINT LOUIS	06/26/2008	Cancelled(6*)	06/29/2025
177	GRAYVILLE	08/22/1938	Cancelled(6*)	11/30/2024
33810	SWANSEA-BELLEVILLE MIDTOWN	05/11/1977	Cancelled(6*)	06/29/2025

Current Total Clubs Count	YTD New Clubs Count	YTD Cancelled Clubs Count	YTD Net Club Gain	Current Total Members Count	YTD Add	YTD Drop	YTD Net Growth	YTD Net Growth %	Member Count 12 Months Ago	Average Member Count Per Club	% of Clubs with less than 20 members	% No Officer Report in 12 Months	% of Clubs with balance 90+ days	Number of Clubs in Status Quo	% Status Quo Clubs in Financial Suspension	Number of Cancelled Clubs	Average Cancelled Club Age	Members Lost Due to Cancellation	% of Clubs Cancelled for Non-Financial Reasons
28	0	0	0	900	28	42	-14	-1.53%	935	32	21%	7%	7%	0	0%	0	0	0	0%

\* - P - Priority Club. Cancellation Reasons: 1-Objectives/conduct, 2-Non-active club, 5-Non-existing club, 6-Disbanding, 7-Merger, 8-Financial Suspension, 9-District/Multiple District Dues.

\*\* Red denotes below 15 active members.


\*\*\* Red denotes 20% + loss.

\*\*\*\* Y - all 3 (President, Secretary, Treasurer) club officers reported, N - not all 3 reported.

\*\*\*\*\* Abbreviation: N-New, IP-Immediate Past, R-Repeat.




## Club Health Assessment for District 1 CS through November 2025

			Status	Membership					Reports					Finance	LCIF	
Club Number	Club Name	Charter Date	Times in Status Quo in Past 2 Years	Current Member Count **	YTD Members Added	YTD Members Dropped	YTD Net Growth% ***	Member Count 1 Year Ago	Dropped Members Avg.Length of Service	Months Since Membership Update	Current Officers Reported ****	Current President Repeated Term	VP Reported *****	Last Date Reported Service (mm/yyyy)	Account Balance	YTD Donations
Clubs more than two years old																
145	BENTON	03/12/1935	Active	30	1	0	3.45%	29		2	Y	8		12/2018		
148	CARBONDALE	07/15/1921	Active	41	0	0	0.00%	42		5	Y	2	N	02/2024		
152	CARTERVILLE	05/18/1922	Active	28	1	3	-6.67%	29	4	0	Y		N	04/2024		
158	CHESTER	04/20/1936	Active	22	2	0	10.00%	19		4	Y	2	R	07/2025		\$25.00
159	CHRISTOPHER	02/07/1924	Active	28	2	3	-3.45%	28	18	1	Y		N	11/2025		
Exc Award (06/30/2024)																
161	COBDEN	04/21/1938	Active	36	0	0	0.00%	36		29	Y			12/2023		
165	DESOTO	06/19/1970	Active	16	0	0	0.00%	16		13	Y	11				
167	DU QUOIN	03/10/1936	Active	15	7	1	66.67%	9	14	2	Y	10				
170	ELDORADO	11/23/1922	Active	26	5	0	23.81%	24		1	Y		N	11/2025	90+ Days	
Exc Award (06/30/2023)																
176	GALATIA	03/09/1973	Active	16	0	0	0.00%	19		6	Y	21		03/2018		
47941	HARRISBURG TOWN & COUNTRY	12/14/1987	Active	14	0	0	0.00%	14		4	Y	2	R	07/2025		
179	HERRIN-ENERGY	06/06/1922	Active	12	0	0	0.00%	12		7	Y		N	05/2024		
66804	JOHNSTON CITY	11/05/2002	Active	14	0	0	0.00%	12		6	Y	3	R	08/2025		
188	LENZBURG	03/14/1963	Active	6	0	0	0.00%	6		16	Y	10				
190	MARION	04/24/1923	Active	22	2	9	-24.14%	30	26	1	Y	7	R	11/2025		
193	METROPOLIS	01/24/1941	Active	14	0	0	0.00%	15		4	Y	2	R	05/2021		
194	MOUNDS	11/02/1959	Active	19	3	1	11.76%	16	18	0	Y	5		11/2025		\$400.00
Exc Award (06/30/2018)																
199	NEW ATHENS	12/20/1951	Active	10	1	0	11.11%	9		3	Y	6		02/2020		
206	RED BUD	05/06/1935	Active	48	1	1	0.00%	43	22	2	Y			10/2018	90+ Days	
216	SPARTA	05/15/1939	Active	40	1	1	0.00%	42	29	0	Y		N	10/2025		
Exc Award (06/30/2024)																
217	STEELEVILLE	05/04/1936	Active	10	0	0	0.00%	10		1	Y	2	N	11/2025		
221	TRICO	04/14/1955	Active	12	0	0	0.00%	10		6	Y	2				
224	WEST FRANKFORT	10/19/1922	Active	26	0	0	0.00%	31		5	Y		N	11/2025		



# Club Health Assessment for District 1 CS through November 2025

<div>International Club of Presidents</div>						Status		Membership					Reports				Finance		LCIF
						Times in Status Quo in Past 2 Years	Current Member Count **	YTD Members Added	YTD Members Dropped	YTD Net Growth***	Member Count 1 Year Ago	Dropped Members Avg.Length of Service	Months Since Membership Update	Current Officers Reported ****	Current President Repeated Term	VP Reported *****	Last Date Reported Service (mm/yyyy)	Account Balance	YTD Donations
Club Number	Club Name		Charter Date																
Current Total Clubs Count	YTD New Clubs Count	YTD Cancelled Clubs Count	YTD Net Club Gain	Current Total Members Count	YTD Add	YTD Drop	YTD Net Growth	YTD Net Growth %	Member Count 12 Months Ago	Average Member Count Per Club	% of Clubs with less than 20 members	% No Officer Report in 12 Months	% of Clubs with balance 90+ days	Number of Clubs in Status Quo	% Status Quo Clubs in Financial Suspension	Number of Cancelled Clubs	Average Cancelled Club Age	Members Lost Due to Cancellation	% of Clubs Cancelled for Non-Financial Reasons
23	0	0	0	505	26	19	7	1.41%	501	22	52%	0%	9%	0	0%	0	0	0	0%

\* - P - Priority Club. Cancellation Reasons: 1-Objectives/conduct, 2-Non-active club, 5-Non-existing club, 6-Disbanding, 7-Merger, 8-Financial Suspension, 9-District/Multiple District Dues.

\*\* Red denotes below 15 active members.

\*\*\* Red denotes 20% + loss.

\*\*\*\* Y - all 3 (President, Secretary, Treasurer) club officers reported, N - not all 3 reported.

\*\*\*\*\* Abbreviation: N-New, IP-Immediate Past, R-Repeat.



# Club Health Assessment for District 1 D through November 2025

			Status	Membership						Reports				Finance		LCIF
Club Number	Club Name	Charter Date	Times in Status Quo in Past 2 Years	Current Member Count **	YTD Members Added	YTD Members Dropped	YTD Net Growth% ***	Member Count 1 Year Ago	Dropped Members Avg.Length of Service	Months Since Membership Update	Current Officers Reported ****	Current President Repeated Term	VP Reported *****	Last Date Reported Service (mm/yyyy)	Account Balance	YTD Donations
Clubs less than two years old																
177925	Rockford 815	08/28/2024	Active	21	0	3	-12.50%	25	1	2	Y		N	08/2025		
Clubs more than two years old																
225	ALBANY	05/11/1970	Active	20	0	0	0.00%	20		6	N	None		08/2020		
226	AMBOY	01/22/1948	Active	36	1	1	0.00%	40	12	4	Y	3	R	07/2025		\$750.00
	Exc Award (06/30/2019)															
227	APPLE RIVER	03/07/1946	Active	36	2	0	5.88%	35		2	N			10/2019		
229	BELVIDERE	04/16/1946	Active	44	0	0	0.00%	43		1	Y		N	05/2025		
	Exc Award (06/30/2019, 06/30/2023)															
230	BYRON	05/20/1960	Active	35	0	0	0.00%	42		5	Y	12	R	10/2015		
231	CAPRON	03/30/1955	Active	30	1	0	3.45%	27		4	Y		R	10/2025		
51571	CEDARVILLE	04/25/1991	Active	20	1	2	-4.76%	18	0	4	Y	2	R	11/2025		\$100.00
232	CHADWICK	04/19/1963	Active	16	1	4	-15.79%	18	2	2	Y		N	10/2025		
235	DIXON EVENING	03/10/1964	Active	14	0	0	0.00%	15		5	Y		N	03/2019		
132258	Dixon Lioness	07/27/2017	Active	21	2	2	0.00%	21	5	0	Y		R	03/2023	90+ Days	
234	DIXON NOON	04/23/1936	Active	15	0	1	-6.25%	16	23	1	Y	3	R	12/2024		\$50.00
236	DURAND	06/29/1973	Active	38	0	0	0.00%	42		2	Y		N	10/2025		
237	EAST DUBUQUE	06/22/1936	Active	28	1	0	3.70%	26		2	Y	4		10/2025		
240	FORRESTON	05/22/1963	Active	24	0	0	0.00%	26		3	Y	4	R	12/2021		
242	FREEPORT	03/26/1936	Active	32	2	0	6.67%	31		2	Y		N	10/2025		
	Exc Award (06/30/2023)															
244	GALENA	09/14/1936	Active	36	2	0	5.88%	34		0	Y	3	R	12/2024		
245	GENOA	10/28/1952	Active	24	0	0	0.00%	27		7	Y		N	07/2024		\$750.00
38247	GERMAN VALLEY	04/28/1980	Active	29	1	0	3.57%	31		2	N		N	11/2025		
	Exc Award (06/30/2023)															
248	KIRKLAND	08/04/1948	Active	73	2	2	0.00%	73	1	0	Y		N	03/2025		
249	LANARK	06/11/1956	Active	42	0	1	-2.33%	43	23	2	Y		N	09/2025		
250	LEAF RIVER	03/11/1957	Active	17	0	1	-5.56%	19	19	0	N	None	N	08/2025		
	Exc Award (06/30/2019)															



## Club Health Assessment for District 1 D through November 2025

			Status	Membership						Reports				Finance	LCIF	
Club Number	Club Name	Charter Date	Times in Status Quo in Past 2 Years	Current Member Count **	YTD Members Added	YTD Members Dropped	YTD Net Growth% ***	Member Count 1 Year Ago	Dropped Members Avg.Length of Service	Months Since Membership Update	Current Officers Reported ****	Current President Repeated Term	VP Reported *****	Last Date Reported Service (mm/yyyy)	Account Balance	YTD Donations
251	LENA	06/01/1949	Active	72	2	3	-1.37%	76	18	1	Y		N	10/2025		\$500.00
	Exc Award (06/30/2019)															
252	LOVES PARK	10/23/1950	Active	28	4	2	7.69%	26	30	1	Y	2	R	10/2025		\$1,000.00
122671	MACKTOWN	06/30/2014	Active	5	0	0	0.00%	5		29	N	None		05/2019	90+ Days	
256	MORRISON	09/29/1938	Active	22	0	1	-4.35%	24	17	3	Y	2	R	11/2025		
257	MOUNT CARROLL	04/16/1948	Active	37	1	0	2.78%	38		1	Y	2	R	11/2025	90+ Days	
122012	Orangeville	04/28/2014	Active	27	7	1	28.57%	24	2	2	Y		N	07/2025		
	Exc Award (06/30/2022)															
259	OREGON	07/08/1952	Active	38	2	7	-11.63%	46	21	1	Y		N	11/2025	90+ Days	
	Exc Award (06/30/2022, 06/30/2024)															
260	PAW PAW	04/11/1946	Active	65	0	1	-1.52%	69	3	4	Y		N	04/2025	90+ Days	
261	PEARL CITY	10/21/1954	Active(1)	35	0	0	0.00%	35		5	Y	2		09/2025		\$500.00
	Exc Award (06/30/2019)															
262	PECATONICA	06/02/1961	Active	20	0	2	-9.09%	22	2	4	Y	9		10/2025	90+ Days	\$300.00
263	POLO	02/17/1948	Active	53	0	0	0.00%	52		5	N			04/2025		
264	POPLAR GROVE	02/21/1961	Active	37	0	0	0.00%	39		7	Y		N	10/2025		
265	PROPHETSTOWN	12/11/1947	Active	15	0	2	-11.76%	17	30	3	Y	2		02/2020		
266	ROCHELLE	08/22/1951	Active	13	0	5	-27.78%	18	25	3	N	3	R	06/2025		
268	ROCKFORD	02/03/1920	Active	42	3	6	-6.67%	43	12	0	Y			10/2024	90+ Days	\$100.00
	Exc Award (06/30/2016, 06/30/2017, 06/30/2018, 06/30/2020, 06/30/2021, 06/30/2022)															
270	ROCKTON	12/14/1938	Active	73	0	0	0.00%	64		2	Y		N	03/2025	90+ Days	\$10.00
	Exc Award (06/30/2016)															
271	ROSCOE	06/12/1961	Active	23	5	1	21.05%	21	9	2	Y		N	02/2012		
272	SAVANNA	09/20/1927	Active	24	0	1	-4.00%	24	3	3	Y	18		11/2024		
274	SHANNON	08/12/1955	Active	20	0	0	0.00%	22		6	Y	6		04/2018		
275	SOUTH BELOIT	05/16/1944	Active	28	2	5	-9.68%	30	49	0	Y	2		01/2019		
278	STILLMAN VALLEY	04/16/1956	Active	21	0	0	0.00%	18		6	Y		N	06/2019	90+ Days	
279	STOCKTON	05/07/1945	Active	17	0	0	0.00%	17		16	N	13		07/2012		
280	TAMPICO	08/29/1957	Active	8	0	0	0.00%	8		5	Y	5	N	05/2025		\$100.00



Club Health Assessment for District 1 D through November 2025

INTERNATIONAL

			Status			Membership				Reports				Finance		LCIF			
Club Number	Club Name	Charter Date	Times in Status Quo in Past 2 Years	Current Member Count **	YTD Members Added	YTD Members Dropped	YTD Net Growth***	Member Count 1 Year Ago	Dropped Members Avg.Length of Service	Months Since Membership Update	Current Officers Reported ****	Current President Repeated Term	VP Reported *****	Last Date Reported Service (mm/yyyy)	Account Balance	YTD Donations			
281	THOMSON	07/22/1957	Active	9	0	1	-10.00%	10	51	4	N			08/2019					
282	WARREN	08/23/1949	Active	19	0	0	0.00%	20		4	Y		N	12/2024					
283	WINNEBAGO	05/29/1961	Active	19	0	0	0.00%	19		2	N	None		12/2023					
Current Total Clubs Count	YTD New Clubs Count	YTD Cancelled Clubs Count	YTD Net Club Gain	Current Total Members Count	YTD Add	YTD Drop	YTD Net Growth	YTD Net Growth %	Member Count 12 Months Ago	Average Member Count Per Club	% of Clubs with less than 20 members	% No Officer Report in 12 Months	% of Clubs with balance 90+ days	Number of Clubs in Status Quo	% Status Quo Clubs in Financial Suspension	Number of Cancelled Clubs	Average Cancelled Club Age	Members Lost Due to Cancellation	% of Clubs Cancelled for Non-Financial Reasons
48	0	0	0	1,421	42	55	-13	-0.91%	1,459	30	25%	6%	19%	0	0%	0	0	0	0%

\* - P - Priority Club. Cancellation Reasons: 1-Objectives/conduct, 2-Non-active club, 5-Non-existing club, 6-Disbanding, 7-Merger, 8-Financial Suspension, 9-District/Multiple District Dues.

\*\* Red denotes below 15 active members.

\*\*\* Red denotes 20% + loss.

\*\*\*\* Y - all 3 (President, Secretary, Treasurer) club officers reported, N - not all 3 reported.

\*\*\*\*\* Abbreviation: N-New, IP-Immediate Past, R-Repeat.





## Club Health Assessment for District 1 F through November 2025

			Status	Membership						Reports				Finance	LCIF	
Club Number	Club Name	Charter Date	Times in Status Quo in Past 2 Years	Current Member Count **	YTD Members Added	YTD Members Dropped	YTD Net Growth% ***	Member Count 1 Year Ago	Dropped Members Avg.Length of Service	Months Since Membership Update	Current Officers Reported ****	Current President Repeated Term	VP Reported *****	Last Date Reported Service (mm/yyyy)	Account Balance	YTD Donations
Clubs more than two years old																
362	ANTIOCH	07/16/1937	Active	105	10	4	6.06%	98	14	1	Y			09/2025		
363	ARLINGTON HEIGHTS	09/25/1925	Active	33	2	1	3.13%	31	24	0	Y		N	10/2025		
364	BARRINGTON	10/15/1925	Active	55	4	3	1.85%	54	12	2	Y	2	R	11/2025		\$50.00
120169	Buffalo Grove	08/16/2013	Active	15	3	1	15.38%	13	7	2	Y			10/2025		
367	DEERFIELD	01/28/1949	Active	16	0	0	0.00%	16		13	N	None		11/2025		
368	DES PLAINES	05/06/1924	Active	7	1	1	0.00%	5	3	1	Y			10/2025		\$250.00
Exc Award (06/30/2023)																
369	ELK GROVE VILLAGE	10/28/1958	Active	25	0	0	0.00%	22		3	Y	2		11/2025		\$100.00
111092	EVANSTON SUNRISE	05/25/2011	Active	11	0	0	0.00%	14		5	Y		N	11/2025		
372	FOX LAKE	10/15/1948	Active	20	2	0	11.11%	17		2	Y	2	R	10/2025		
373	GAGEWOOD	05/20/1959	Active	28	0	0	0.00%	29		7	Y	3	N	11/2025		
375	GLENVIEW	08/21/1950	Active	20	0	0	0.00%	20		14	Y	4	R	11/2025		\$100.00
376	GRAYSLAKE	05/29/1940	Active	45	1	6	-10.00%	45	23	0	Y		IP	11/2025		
380	LAKE FOREST LAKE BLUFF	04/03/1950	Active	31	1	0	3.33%	29		0	Y		N	07/2025		\$3,000.00
381	LAKE VILLA TOWNSHIP	06/04/1963	Active	35	1	0	2.94%	30		2	Y		N	11/2025		
Exc Award (06/30/2017)																
382	LAKE ZURICH	08/01/1939	Active	62	0	1	-1.59%	64	18	0	Y	3	N	09/2025		
43064	LONG GROVE	10/28/1983	Active	31	2	2	0.00%	31	30	1	Y	4	R	09/2025	90+ Days	\$100.00
385	MOUNT PROSPECT	03/01/1934	Active	93	5	1	4.49%	85	2	0	Y		N	10/2025		
Exc Award (06/30/2016)																
387	NILES	02/27/1953	Active	19	3	0	18.75%	23		3	Y	2	R	07/2011	90+ Days	
389	NORTH CHICAGO	11/15/1954	Active	12	0	0	0.00%	12		9	Y	21	R	10/2025		
391	PALATINE	09/29/1925	Active	21	26	23	16.67%	20	2	0	Y	6	R	11/2025		\$3,160.00
393	PARK RIDGE	06/30/1947	Active	18	0	0	0.00%	19		1	Y	13	R	10/2025		
394	PROSPECT HEIGHTS	01/29/1954	Active	26	2	0	8.33%	20		4	Y		R	04/2025		
396	SCHAUMBURG-HOFFMAN	04/12/1961	Active	28	3	0	12.00%	29		1	Y	7	R	10/2025		\$100.00
Exc Award (06/30/2016, 06/30/2017, 06/30/2019)																



## Club Health Assessment for District 1 F through November 2025

				Status				Membership				Reports				Finance		LCIF	
Club Number	Club Name	Charter Date		Times in Status Quo in Past 2 Years	Current Member Count **	YTD Members Added	YTD Members Dropped	YTD Net Growth***	Member Count 1 Year Ago	Dropped Members Avg.Length of Service	Months Since Membership Update	Current Officers Reported ****	Current President Repeated Term	VP Reported *****	Last Date Reported Service (mm/yyyy)	Account Balance	YTD Donations		
42364	SKOKIE	03/03/1983		Active	20	2	0	11.11%	18		2	Y	6	R	11/2025	90+ Days			
	Exc Award (07/01/2017)																		
42365	VERNON HILLS	03/14/1983		Active	16	1	0	6.67%	17		1	Y		R	10/2025				
399	WAUCONDA	08/13/1941		Active	30	0	1	-3.23%	30	58	0	Y		N	11/2025				
401	WAUKEGAN LITTLE FORT	02/07/1973		Active	13	3	1	18.18%	12	4	0	Y	6	R	11/2025				
53174	WAUKEGAN UPTOWN	05/28/1992		Active	10	0	1	-9.09%	11	1	2	N	None		11/2025		\$100.00		
405	WINTHROP HARBOR	09/23/1954		Active	25	4	1	13.64%	14	22	0	Y	3	R	11/2025		\$1,000.00		
Current Total Clubs Count	YTD New Clubs Count	YTD Cancelled Clubs Count	YTD Net Club Gain	Current Total Members Count	YTD Add	YTD Drop	YTD Net Growth	YTD Net Growth %	Member Count 12 Months Ago	Average Member Count Per Club	% of Clubs with less than 20 members	% No Officer Report in 12 Months	% of Clubs with balance 90+ days	Number of Clubs in Status Quo	% Status Quo Clubs in Financial Suspension	Number of Cancelled Clubs	Average Cancelled Club Age	Members Lost Due to Cancellation	% of Clubs Cancelled for Non-Financial Reasons
29	0	0	0	870	76	47	29	3.45%	828	30	34%	3%	10%	0	0%	0	0	0	0%

\* - P - Priority Club. Cancellation Reasons: 1-Objectives/conduct, 2-Non-active club, 5-Non-existing club, 6-Disbanding, 7-Merger, 8-Financial Suspension, 9-District/Multiple District Dues.

\*\* Red denotes below 15 active members.


\*\*\* Red denotes 20% + loss.

\*\*\*\* Y - all 3 (President, Secretary, Treasurer) club officers reported, N - not all 3 reported.

\*\*\*\*\* Abbreviation: N-New, IP-Immediate Past, R-Repeat.



## Club Health Assessment for District 1 G through November 2025

			Status	Membership					Reports					Finance		LCIF
Club Number	Club Name	Charter Date	Times in Status Quo in Past 2 Years	Current Member Count **	YTD Members Added	YTD Members Dropped	YTD Net Growth% ***	Member Count 1 Year Ago	Dropped Members Avg.Length of Service	Months Since Membership Update	Current Officers Reported ****	Current President Repeated Term	VP Reported *****	Last Date Reported Service (mm/yyyy)	Account Balance	YTD Donations
Clubs more than two years old																
409	AUGUSTA	11/30/1949	Active	14	0	0	0.00%	9		7	Y	2	N	12/2024		
31908	BEARDSTOWN	03/31/1976	Active	34	0	0	0.00%	34		14	N	None				
412	CAMP POINT	09/30/1946	Active	19	0	0	0.00%	22		5	Y	2		03/2024		
413	CARLINVILLE	05/22/1944	Active	59	1	3	-3.28%	61	19	0	Y		N	11/2025		
414	CARROLLTON	09/26/1935	Active	8	0	0	0.00%	12		0	Y		IP	03/2016		
41440	CHAPIN	06/28/1982	Active	26	0	0	0.00%	26		7	Y		N	11/2025		\$150.00
415	CLAYTON	01/31/1949	Active	10	0	0	0.00%	10		46	Y	2		03/2022		
416	COATSBURG	11/18/1958	Active	36	0	0	0.00%	33		5	Y	2	R	08/2025		
Exc Award (06/30/2023)																
419	EDWARDSVILLE	06/30/1944	Active(1)	3	0	0	0.00%	8		9	N	None		10/2015		
421	FRANKLIN	12/26/1951	Active	23	0	5	-17.86%	29	17	3	Y		R	11/2025		
43586	GILLESPIE	03/14/1984	Active	13	0	0	0.00%	13		9	Y	3		12/2023		
423	GOLDEN	06/28/1940	Active	14	0	0	0.00%	14		12	Y	5		05/2025		
424	GREENFIELD	04/10/1939	Active	15	1	0	7.14%	16		2	Y	2	N	11/2025		
30410	HIGHLAND	03/20/1975	Active	62	2	9	-10.14%	67	17	2	Y		N	10/2025		\$250.00
Exc Award (06/30/2024)																
427	HULL	03/24/1952	Active	24	0	0	0.00%	24		22	N	None		01/2020		
428	JACKSONVILLE	04/03/1924	Active	28	3	2	3.70%	24	6	1	Y	2	N	10/2025	90+ Days	
Exc Award (06/30/2018, 06/30/2024)																
429	JERSEYVILLE	06/17/1935	Active	7	0	0	0.00%	7		15	Y	12		08/2025		
430	LIBERTY	10/10/1946	Active	35	0	0	0.00%	35		5	Y			07/2018		
432	LORAIN	03/23/1971	Active	37	1	3	-5.13%	35	2	1	Y		N	11/2025	90+ Days	\$250.00
434	MARINE	03/27/1967	Active	8	0	1	-11.11%	9	58	1	Y	7	R	04/2016		
435	MENDON	06/11/1940	Active	21	0	0	0.00%	21		7	Y		R	07/2014		
439	PALMYRA	09/26/1940	Active	11	0	0	0.00%	11		18	Y	2	R			
440	PITTSFIELD	09/22/1920	Active	19	0	0	0.00%	21		6	N			12/2024	90+ Days	\$500.00
444	QUINCY	07/21/1919	Active	15	2	0	15.38%	13		3	Y		N	07/2025		



## Club Health Assessment for District 1 G through November 2025

INTERNATIONAL

			Status	Membership						Reports				Finance	LCIF	
Club Number	Club Name	Charter Date	Times in Status Quo in Past 2 Years	Current Member Count **	YTD Members Added	YTD Members Dropped	YTD Net Growth% ***	Member Count 1 Year Ago	Dropped Members Avg.Length of Service	Months Since Membership Update	Current Officers Reported ****	Current President Repeated Term	VP Reported *****	Last Date Reported Service (mm/yyyy)	Account Balance	YTD Donations
29444	RUSHVILLE	06/21/1974	Active	11	0	0	0.00%	11		5	Y		N	10/2025		
448	STAUNTON	04/10/1950	Active	9	0	0	0.00%	9		12	Y	12	R	11/2025		
	Exc Award (06/30/2016)															
450	TIMEWELL	12/19/1950	Active	7	0	0	0.00%	7		20	Y	15	R	09/2025		
44409	VERSAILLES	12/28/1984	Active	10	0	0	0.00%	9		5	N	None		02/2019		
110580	WARSAW	03/17/2011	Active	16	0	0	0.00%	20		8	Y	4	N	05/2022		
454	WAVERLY	09/18/1940	Active	20	0	1	-4.76%	21	23	0	Y	16	R	11/2025		
455	WHITE HALL	03/28/1939	Active	38	3	1	5.56%	37	9	3	N	None	N	11/2025		

Clubs Cancelled Previous Fiscal Year – Clubs Cancelled within last 12 months may be reinstated

Club Number	Club Name	Charter Date	Current Status*	Cancellation Date
441	PLAINVILLE	02/28/1952	Cancelled(6*)	11/30/2024

Current Total Clubs Count	YTD New Clubs Count	YTD Cancelled Clubs Count	YTD Net Club Gain	Current Total Members Count	YTD Add	YTD Drop	YTD Net Growth	YTD Net Growth %	Member Count 12 Months Ago	Average Member Count Per Club	% of Clubs with less than 20 members	% No Officer Report in 12 Months	% of Clubs with balance 90+ days	Number of Clubs in Status Quo	% Status Quo Clubs in Financial Suspension	Number of Cancelled Clubs	Average Cancelled Club Age	Members Lost Due to Cancellation	% of Clubs Cancelled for Non-Financial Reasons
31	0	0	0	652	13	25	-12	-1.81%	668	21	58%	13%	10%	0	0%	0	0	0	0%

\* - P - Priority Club. Cancellation Reasons: 1-Objectives/conduct, 2-Non-active club, 5-Non-existing club, 6-Disbanding, 7-Merger, 8-Financial Suspension, 9-District/Multiple District Dues.

\*\* Red denotes below 15 active members.


\*\*\* Red denotes 20% + loss.

\*\*\*\* Y - all 3 (President, Secretary, Treasurer) club officers reported, N - not all 3 reported.

\*\*\*\*\* Abbreviation: N-New, IP-Immediate Past, R-Repeat.




# Club Health Assessment for District 1 H through November 2025

			Status							Membership				Reports				Finance		LCIF
Club Number	Club Name	Charter Date	Times in Status Quo in Past 2 Years	Current Member Count **	YTD Members Added	YTD Members Dropped	YTD Net Growth% ***	Member Count 1 Year Ago	Dropped Members Avg.Length of Service	Months Since Membership Update	Current Officers Reported ****	Current President Repeated Term	VP Reported *****	Last Date Reported Service (mm/yyyy)	Account Balance	YTD Donations				
Clubs more than two years old																				
58411	ALPHA-WOODHULL ALWOOD	06/20/1996	Active	14	0	0	0.00%	14		12	N	None		11/2024						
460	ALTONA	03/19/1953	Active	22	0	1	-4.35%	23	33	4	Y	2		11/2024						
461	ANDALUSIA	11/23/1962	Active	23	4	1	15.00%	20	31	1	Y	7		12/2024	90+ Days					
463	ASTORIA	11/23/1970	Active	26	1	0	4.00%	24		2	Y	2	N	08/2024						
462	AVON	03/22/1956	Active	19	0	3	-13.64%	23	10	2	N	2	R	08/2025						
464	BARTONVILLE	03/18/1954	Active	33	0	0	0.00%	36		5	Y	3	R	11/2024						
467	BRADFORD	04/09/1965	Active	19	0	0	0.00%	15		5	Y	11		05/2025						
468	BUSHNELL	03/29/1956	Active	8	0	0	0.00%	8		7	Y	2	R	08/2019						
470	CARTHAGE	05/19/1966	Active	41	1	2	-2.38%	40	19	0	Y		N	03/2024		\$100.00				
35021	CHILLICOTHE	02/14/1978	Active	22	1	3	-8.33%	20	15	1	N			11/2024	90+ Days					
471	COAL VALLEY	06/15/1964	Status Quo(3)	7	0	0	0.00%	7		15	N	None		12/2024	90+ Days					
472	COLCHESTER	09/18/1951	Active	44	2	0	4.76%	43		3	Y	2	R	10/2024						
473	CREVE COEUR	01/26/1944	Active	11	2	0	22.22%	8		2	Y	13	R	09/2024						
30702	DALLAS CITY	05/14/1975	Status Quo(1)	4	0	0	0.00%	4		19	N	None		09/2024	90+ Days					
478	ELIZA	04/09/1973	Active	14	0	0	0.00%	15		5	Y	9	R	06/2025						
479	GALESBURG	11/18/1920	Active	74	0	0	0.00%	78		1	Y		N	09/2025						
Exc Award (06/30/2023)																				
480	GALVA	07/15/1947	Status Quo(1)	27	2	0	8.00%	26		3	Y		N	01/2025	90+ Days	\$1,000.00				
483	HOPEDALE	12/07/1970	Active	40	7	3	11.11%	37	18	2	Y		N	07/2025	90+ Days					
487	LA HARPE	03/15/1971	Active	31	3	2	3.33%	35	3	1	Y			09/2024						
490	MACKINAW	06/19/1964	Active	29	1	0	3.57%	29		2	Y	2		09/2024						
491	MACOMB	05/23/1963	Active	21	0	1	-4.55%	24	12	2	Y		N	07/2025						
39332	MILAN	01/31/1981	Active	30	2	3	-3.23%	29	7	2	Y	2	R	11/2024						
46996	MONMOUTH NOON	03/02/1987	Active	9	0	0	0.00%	13		9	N	None		07/2024						
498	NORTH HENDERSON	12/17/1951	Active	7	1	0	16.67%	6		0	Y	22		10/2024						
500	ORION	04/30/1956	Active	39	0	1	-2.50%	40	12	3	Y	3		08/2025						
Exc Award (06/30/2023)																				



## Club Health Assessment for District 1 H through November 2025

			Status	Membership						Reports				Finance	LCIF	
Club Number	Club Name	Charter Date	Times in Status Quo in Past 2 Years	Current Member Count **	YTD Members Added	YTD Members Dropped	YTD Net Growth% ***	Member Count 1 Year Ago	Dropped Members Avg.Length of Service	Months Since Membership Update	Current Officers Reported ****	Current President Repeated Term	VP Reported *****	Last Date Reported Service (mm/yyyy)	Account Balance	YTD Donations
501	PEKIN	10/22/1940	Active	18	0	2	-10.00%	20	22	3	Y	2	R	06/2025	90+ Days	\$600.00
503	PEORIA HEIGHTS-SUBURBAN L C Exc Award (06/30/2022)	04/30/1954	Active	22	1	5	-15.38%	25	8	2	Y		N	09/2025		
38248	PRINCEVILLE	04/09/1980	Active	57	0	0	0.00%	58		5	Y		N	08/2024		
504	ROCK ISLAND EVENING	09/03/1943	Active	11	0	0	0.00%	13		5	Y		N	06/2025		
506	ROSEVILLE	08/11/1958	Active	17	0	0	0.00%	16		10	Y	8	R	12/2024		
143975	Silvis Exc Award (06/30/2022)	12/12/2020	Active	17	1	0	6.25%	21		3	Y	3	R	08/2025		
34597	STRONGHURST	11/29/1977	Active	12	0	0	0.00%	12		7	Y	14		05/2024		
508	TOULON	10/03/1946	Active	25	0	2	-7.41%	25	29	4	Y		N	07/2025		
509	TREMONT	02/20/1968	Active	28	0	0	0.00%	27		4	N	None		06/2025		
511	WASHINGTON	01/25/1971	Active	14	0	0	0.00%	15		0	Y		N	08/2025		
513	WYOMING	12/06/1948	Active	28	1	0	3.70%	29		2	Y		R	11/2024		\$150.00

Clubs Cancelled Previous Fiscal Year – Clubs Cancelled within last 12 months may be reinstated

Club Number	Club Name	Charter Date	Current Status*	Cancellation Date
495	MONMOUTH	05/21/1936	Cancelled(6*)	05/29/2025

Current Total Clubs Count	YTD New Clubs Count	YTD Cancelled Clubs Count	YTD Net Club Gain	Current Total Members Count	YTD Add	YTD Drop	YTD Net Growth	YTD Net Growth %	Member Count 12 Months Ago	Average Member Count Per Club	% of Clubs with less than 20 members	% No Officer Report in 12 Months	% of Clubs with balance 90+ days	Number of Clubs in Status Quo	% Status Quo Clubs in Financial Suspension	Number of Cancelled Clubs	Average Cancelled Club Age	Members Lost Due to Cancellation	% of Clubs Cancelled for Non-Financial Reasons
36	0	0	0	863	30	29	1	0.12%	878	24	44%	8%	19%	3	100%	0	0	0	0%

\* - P - Priority Club. Cancellation Reasons: 1-Objectives/conduct, 2-Non-active club, 5-Non-existing club, 6-Disbanding, 7-Merger, 8-Financial Suspension, 9-District/Multiple District Dues.

\*\* Red denotes below 15 active members.

\*\*\* Red denotes 20% + loss.

\*\*\*\* Y - all 3 (President, Secretary, Treasurer) club officers reported, N - not all 3 reported.

\*\*\*\*\* Abbreviation: N-New, IP-Immediate Past, R-Repeat.




## Club Health Assessment for District 1 J through November 2025

			Status		Membership					Reports				Finance		LCIF
Club Number	Club Name	Charter Date	Times in Status Quo in Past 2 Years	Current Member Count **	YTD Members Added	YTD Members Dropped	YTD Net Growth***	Member Count 1 Year Ago	Dropped Members Avg.Length of Service	Months Since Membership Update	Current Officers Reported ****	Current President Repeated Term	VP Reported *****	Last Date Reported Service (mm/yyyy)	Account Balance	YTD Donations
Clubs more than two years old																
515	ALGONQUIN	09/18/1939	Active	35	0	1	-2.78%	36	7	2	Y	3	R	06/2025		\$15.00
	Exc Award (06/30/2016, 06/30/2023)															
516	AURORA	06/23/1922	Active	43	5	0	13.16%	39		1	Y		R	11/2025		\$20.00
	Exc Award (06/30/2022, 06/30/2023, 06/30/2024)															
144527	Aurora Carillon	12/29/2020	Active	42	0	0	0.00%	36		5	Y	6	R	11/2025		\$410.00
	Exc Award (06/30/2023, 06/30/2024, 06/30/2025)															
35315	AURORA EVENING	04/21/1978	Active	11	0	0	0.00%	11		5	Y			10/2025		\$10.00
	Exc Award (06/30/2017)															
517	BARTLETT	08/28/1939	Active	72	3	3	0.00%	75	18	0	Y		N	11/2025	90+ Days	\$1,035.00
	Exc Award (06/30/2023)															
29351	BATAVIA	05/23/1974	Active	21	0	0	0.00%	21		13	Y		N	10/2025		\$1,040.00
	Exc Award (06/30/2019, 06/30/2023)															
36855	BIG ROCK	04/17/1979	Active	9	0	0	0.00%	9		14	Y			05/2023		\$35.00
519	BLOOMINGDALE	09/07/1961	Active	25	0	2	-7.41%	26	13	0	Y		IP	09/2025		\$18.00
520	BURLINGTON	03/28/1959	Active	17	0	0	0.00%	20		8	Y	2	R	07/2025		\$30.00
49338	BURR RIDGE-HINSDALE-OAK	03/30/1989	Active	44	5	2	7.32%	38	1	2	Y		N	06/2025		\$3,397.00
	Exc Award (06/30/2019, 06/30/2024)															
523	CLARENDON HILLS	02/23/1950	Active	53	3	1	3.92%	49	11	0	Y		N	02/2024		\$30.00
	Exc Award (06/30/2023)															
524	CORTLAND	12/10/1973	Active	31	0	0	0.00%	33		5	Y	2	R	07/2023		\$140.00
525	CRYSTAL LAKE	08/04/1931	Active	57	2	4	-3.39%	54	17	0	Y		N	11/2025		\$30.00
	Exc Award (06/30/2018, 06/30/2024)															
526	DARIEN	05/25/1971	Active	129	1	4	-2.27%	142	25	0	Y		N	04/2025		\$30.00
	Exc Award (06/30/2020, 06/30/2022, 06/30/2023)															
527	DE KALB	02/04/1948	Active(2)	10	0	0	0.00%	10		0	Y			09/2023		
528	DOWNERS GROVE	09/21/1926	Active	11	2	1	10.00%	10	17	3	Y	3		11/2023		\$20.00
530	DUNDEE TOWNSHIP	03/15/1937	Active	33	0	1	-2.94%	31	0	0	Y		R	11/2025	90+ Days	\$39.00
	Exc Award (06/30/2019)															




## Club Health Assessment for District 1 J through November 2025

			Status	Membership						Reports				Finance	LCIF	
Club Number	Club Name	Charter Date	Times in Status Quo in Past 2 Years	Current Member Count **	YTD Members Added	YTD Members Dropped	YTD Net Growth% ***	Member Count 1 Year Ago	Dropped Members Avg.Length of Service	Months Since Membership Update	Current Officers Reported ****	Current President Repeated Term	VP Reported *****	Last Date Reported Service (mm/yyyy)	Account Balance	YTD Donations
531	ELBURN	07/31/1929	Active	192	7	1	3.23%	183	42	0	Y		N	06/2025		\$45.00
	Exc Award (06/30/2023)															
532	ELGIN	12/25/1921	Active	23	0	0	0.00%	26		5	Y		N	07/2025		\$90.00
	Exc Award (06/30/2019, 06/30/2023, 06/30/2024)															
533	ELMHURST	09/09/1940	Active	47	1	0	2.17%	37		2	Y	2	R	11/2025		\$1,048.50
	Exc Award (06/30/2017, 06/30/2018, 06/30/2019, 06/30/2023)															
534	FOX RIVER GROVE	09/25/1939	Active	51	6	1	10.87%	42	7	1	Y	3	R	07/2025		\$129.00
	Exc Award (06/30/2018, 06/30/2019, 06/30/2025)															
535	GENEVA	01/14/1937	Active	61	2	3	-1.61%	67	7	0	Y		N	11/2025		\$10.00
537	GLEN ELLYN	07/12/1923	Active	24	1	0	4.35%	23		0	Y		N	11/2025		\$10.00
	Exc Award (06/30/2016)															
538	HAMPSHIRE	08/28/1953	Active	37	10	2	27.59%	30	41	0	Y		N	05/2023		\$10.00
539	HANOVER PARK	11/30/1961	Active	16	1	0	6.67%	18		3	Y	2	R	12/2022		\$5.00
540	HINCKLEY	04/02/1970	Active	30	0	3	-9.09%	32	20	4	Y		R	06/2025		\$1,341.00
64110	HUNTLEY AREA	03/28/2001	Active	33	1	3	-5.71%	48	10	0	Y		N	11/2025		\$110.00
	Exc Award (06/30/2018, 06/30/2022, 06/30/2023)															
542	ISLAND LAKE	09/28/1956	Active	44	1	1	0.00%	40	2	0	Y		R	08/2025		\$17.00
	Exc Award (06/30/2022, 06/30/2023, 06/30/2024)															
543	ITASCA	08/29/1939	Active(1)	100	4	3	1.01%	102	28	1	Y		N	06/2025		\$4,080.00
48706	JOHNSBURG	06/16/1988	Active	28	0	0	0.00%	26		6	Y		N	05/2023		\$13.00
38845	LEE	08/29/1980	Active	23	0	1	-4.17%	25	9	3	Y	8	R	07/2023		\$100.00
545	LISLE	05/25/1949	Active	10	0	0	0.00%	16		5	Y		N	06/2025		\$200.00
	Exc Award (06/30/2019, 06/30/2108)															
546	LOMBARD	10/17/1923	Active	16	0	2	-11.11%	18	25	1	Y			04/2025		
549	MALTA	09/13/1960	Active	43	5	0	13.16%	36		2	Y	2	N	02/2023		
550	MAPLE PARK	01/25/1960	Active	20	2	1	5.26%	19	1	1	Y	2	R	07/2025		
548	MCHENRY/WONDER LAKE	10/13/1966	Active	19	1	0	5.56%	24		2	Y	6	R	10/2025		\$10.00
552	NAPERVILLE NOON	07/19/1948	Active	40	1	0	2.56%	38		0	Y		N	11/2025		\$388.00






## Club Health Assessment for District 1 J through November 2025

			Status	Membership						Reports				Finance	LCIF	
Club Number	Club Name	Charter Date	Times in Status Quo in Past 2 Years	Current Member Count **	YTD Members Added	YTD Members Dropped	YTD Net Growth% ***	Member Count 1 Year Ago	Dropped Members Avg.Length of Service	Months Since Membership Update	Current Officers Reported ****	Current President Repeated Term	VP Reported *****	Last Date Reported Service (mm/yyyy)	Account Balance	YTD Donations
Exc Award (06/30/2018, 06/30/2023, 06/30/2024)																
554	NORTH AURORA	10/27/1959	Active	42	2	1	2.44%	40	2	1	Y	2	N	09/2025		\$97.00
Exc Award (06/30/2024)																
47043	OAKBROOK TERRACE	03/12/1987	Active	21	0	0	0.00%	19		4	Y		N	11/2024		\$30.00
557	ROSELLE	04/26/1934	Active	55	2	1	1.85%	49	0	0	Y	2	R	11/2025		\$339.00
Exc Award (06/30/2016)																
558	SANDWICH	06/20/1949	Active	44	0	1	-2.22%	44	3	0	Y		N	11/2025		\$270.00
Exc Award (06/30/2017, 06/30/2019, 06/30/2023)																
559	SHABBONA	03/03/1970	Active	16	0	0	0.00%	16		4	N		IP	04/2023		
560	SOMONAUK	04/17/1945	Active(1)	18	0	1	-5.26%	26	20	3	Y	2		03/2023		\$20.00
561	SOUTH ELGIN	10/11/1954	Active	11	0	0	0.00%	12		5	N	8		05/2023		\$60.00
564	SYCAMORE	10/06/1948	Active	45	2	0	4.65%	45		0	Y		N	11/2025		\$30.00
Exc Award (06/30/2018, 06/30/2019, 06/30/2022)																
565	UNION	12/12/1957	Active	66	1	0	1.54%	64		2	Y		N	04/2025		\$2,930.00
Exc Award (06/30/2018, 06/30/2021, 06/30/2022, 06/30/2023, 06/30/2024, 06/30/2025)																
566	VILLA PARK	09/25/1923	Active	10	0	0	0.00%	11		4	Y	3		11/2025		\$10.00
567	WARRENVILLE	06/08/1949	Active	29	0	0	0.00%	28		8	N	None		06/2025		\$6.00
Exc Award (06/30/2017, 06/30/2019)																
568	WATERMAN	06/08/1954	Active	42	4	0	10.53%	38		0	Y		N	11/2025	90+ Days	\$213.00
Exc Award (06/30/2018, 06/30/2023, 06/30/2024)																
569	WEST CHICAGO	12/14/1960	Active(1)	20	0	1	-4.76%	28	2	4	N	5	R	03/2023		
570	WESTMONT	01/08/1936	Active	50	8	4	8.70%	43	3	0	Y	2		11/2025		\$1,065.00
Exc Award (06/30/2018, 06/30/2019, 06/30/2020, 06/30/2023, 06/30/2024, 06/30/2025)																
571	WHEATON	09/19/1923	Active	98	5	5	0.00%	94	7	0	Y			08/2025	90+ Days	\$5.00
Exc Award (06/30/2019, 06/30/2023)																
573	WINFIELD	03/18/1959	Active	33	0	0	0.00%	33		30	Y	9	R	10/2025		\$10.00
574	WOOD DALE	10/05/1944	Active	23	4	0	21.05%	15		1	Y	5	R	11/2025		\$25.00



## Club Health Assessment for District 1 J through November 2025

				Status		Membership					Reports				Finance	LCIF
Club Number	Club Name	Charter Date	Times in Status Quo in Past 2 Years	Current Member Count **	YTD Members Added	YTD Members Dropped	YTD Net Growth% ***	Member Count 1 Year Ago	Dropped Members Avg.Length of Service	Months Since Membership Update	Current Officers Reported ****	Current President Repeated Term	VP Reported *****	Last Date Reported Service (mm/yyyy)	Account Balance	YTD Donations

Clubs Cancelled Previous Fiscal Year – Clubs Cancelled within last 12 months may be reinstated

Club Number	Club Name	Charter Date	Current Status*	Cancellation Date
143456	DuPage Tomorrows Alliance	01/05/2021	Cancelled(8*)	06/29/2025

Current Total Clubs Count	YTD New Clubs Count	YTD Cancelled Clubs Count	YTD Net Club Gain	Current Total Members Count	YTD Add	YTD Drop	YTD Net Growth	YTD Net Growth %	Member Count 12 Months Ago	Average Member Count Per Club	% of Clubs with less than 20 members	% No Officer Report in 12 Months	% of Clubs with balance 90+ days	Number of Clubs in Status Quo	% Status Quo Clubs in Financial Suspension	Number of Cancelled Clubs	Average Cancelled Club Age	Members Lost Due to Cancellation	% of Clubs Cancelled for Non-Financial Reasons
54	0	0	0	2,123	92	54	38	1.82%	2,095	39	24%	2%	7%	0	0%	0	0	0	0%

\* - P - Priority Club. Cancellation Reasons: 1-Objectives/conduct, 2-Non-active club, 5-Non-existing club, 6-Disbanding, 7-Merger, 8-Financial Suspension, 9-District/Multiple District Dues.

\*\* Red denotes below 15 active members.

\*\*\* Red denotes 20% + loss.

\*\*\*\* Y - all 3 (President, Secretary, Treasurer) club officers reported, N - not all 3 reported.

\*\*\*\*\* Abbreviation: N-New, IP-Immediate Past, R-Repeat.




## Club Health Assessment for District 1 M through November 2025

			Status	Membership						Reports				Finance	LCIF	
Club Number	Club Name	Charter Date	Times in Status Quo in Past 2 Years	Current Member Count **	YTD Members Added	YTD Members Dropped	YTD Net Growth% ***	Member Count 1 Year Ago	Dropped Members Avg.Length of Service	Months Since Membership Update	Current Officers Reported ****	Current President Repeated Term	VP Reported *****	Last Date Reported Service (mm/yyyy)	Account Balance	YTD Donations
Clubs more than two years old																
284	ALLERTON	03/26/1946	Active	8	0	0	0.00%	8		22	N	None		07/2022		
407	ALTAMONT	11/22/1938	Active	38	0	0	0.00%	38		6	Y		N	11/2025		\$500.00
285	ARCOLA	01/13/1947	Active	11	0	1	-8.33%	13	42	0	Y		N	11/2025		
35701	ARTHUR	06/07/1978	Active	34	4	2	6.25%	34	18	1	Y		N	11/2025		\$140.00
Exc Award (06/30/2018)																
46622	ATHENS	11/03/1986	Active	26	0	0	0.00%	29		5	Y	13	N	12/2022		
288	BEMENT	04/04/1941	Active	26	0	0	0.00%	25		1	Y		N	11/2025		
289	BISMARCK	01/19/1956	Active	24	0	0	0.00%	27		4	Y		N	11/2024		\$50.00
43834	BLUE MOUND	05/03/1984	Active(1)	34	1	0	3.03%	46		2	Y	2	R	06/2022		
290	CASEY	02/15/1939	Active	33	0	0	0.00%	32		5	Y		N	11/2025		\$200.00
Exc Award (06/30/2022)																
291	CATLIN	04/29/1940	Active	20	0	1	-4.76%	23	2	0	Y	2	R	06/2025		
293	CHAMPAIGN	10/26/1927	Active	26	0	2	-7.14%	30	6	4	Y		N	04/2025		
Exc Award (06/30/2018)																
417	COFFEEN	03/25/1968	Cancelled(6*)	0	0	10	-100.00%	10	31	3	N	None		05/2024	90+ Days	
295	DANVILLE	10/20/1959	Active	31	0	0	0.00%	30		4	Y		N	11/2025		\$160.00
Exc Award (06/30/2021, 06/30/2022)																
303	GEORGETOWN	01/01/1940	Active	19	0	0	0.00%	22		5	Y		N	09/2025		
Exc Award (06/30/2018, 06/30/2022, 06/30/2023)																
304	GIFFORD	10/04/1957	Active	55	0	0	0.00%	58		5	Y	2		11/2021		
426	HILLSBORO	04/12/1944	Active	24	0	0	0.00%	24		10	N	None		05/2022		
307	HOOPESTON	11/27/1941	Active	9	0	0	0.00%	9		10	N	None		05/2019		
308	HUME	05/19/1952	Active	24	0	0	0.00%	24		5	Y			04/2023		\$75.00
Exc Award (06/30/2022)																
313	MAHOMET	03/22/1971	Active	34	0	0	0.00%	41		7	Y	2		08/2023		
316	MARSHALL	07/10/1944	Active	10	0	1	-9.09%	11	5	4	Y	2		06/2023	90+ Days	
318	MATTOON	01/01/1946	Active	20	1	0	5.26%	18		0	Y	2	R	11/2025		\$25,040.00
Exc Award (06/30/2018)																




# Club Health Assessment for District 1 M through November 2025

			Status	Membership					Reports					Finance		LCIF
Club Number	Club Name	Charter Date	Times in Status Quo in Past 2 Years	Current Member Count **	YTD Members Added	YTD Members Dropped	YTD Net Growth% ***	Member Count 1 Year Ago	Dropped Members Avg.Length of Service	Months Since Membership Update	Current Officers Reported ****	Current President Repeated Term	VP Reported *****	Last Date Reported Service (mm/yyyy)	Account Balance	YTD Donations
319	MONTICELLO	04/27/1965	Active	15	0	0	0.00%	16		7	Y	3	R	05/2023		
322	MOUNT ZION	05/05/1959	Active	12	0	0	0.00%	16		5	Y	2		03/2021		
438	NOKOMIS	03/19/1952	Active	14	0	2	-12.50%	16	2	4	N	None		06/2019		
324	OAKLAND	06/29/1948	Active	29	1	0	3.57%	28		4	Y	4	R	11/2025	90+ Days	
Exc Award (06/30/2023, 06/30/2024, 06/30/2025)																
326	OCONEE	06/18/1973	Cancelled(6*)	0	0	16	-100.00%	17	25	3	N	None		06/2019	90+ Days	
328	PALESTINE	12/18/1924	Active	12	2	2	0.00%	9	11	0	N		N	09/2025		
329	PANA	05/05/1944	Active	46	3	1	4.55%	43	21	3	Y	5	R	05/2019	90+ Days	
330	PARIS	11/27/1962	Active	34	1	0	3.03%	32		3	Y		N	11/2025	90+ Days	\$1,000.00
Exc Award (06/30/2018, 06/30/2021, 06/30/2022)																
331	PAWNEE	06/09/1960	Active	15	0	0	0.00%	14		11	N	None		06/2019		
446	RAMSEY	03/14/1944	Active	28	1	0	3.70%	25		2	Y	8	R	09/2025		
35020	RANKIN	02/13/1978	Active	19	0	0	0.00%	19		6	Y	4		06/2019		
125164	Ridge Farm	06/17/2015	Active	8	0	0	0.00%	9		5	Y	3		12/2020		
337	ROBINSON	10/19/1950	Active	25	0	1	-3.85%	20	6	4	N	2		05/2024		
338	ROCHESTER	07/20/1965	Active	37	2	0	5.71%	41		1	Y		N	11/2025		
342	SHELBYVILLE	02/18/1965	Active	26	0	0	0.00%	26		7	Y	2	R	11/2025		
344	SIDNEY	03/23/1956	Active	11	0	0	0.00%	11		10	Y	16		06/2019		
345	SPRINGFIELD	10/02/1919	Active	39	1	2	-2.50%	39	49	1	Y	2	N	11/2025		
447	ST ELMO	06/07/1940	Active	17	0	1	-5.56%	19	10	3	Y	14	N	08/2025		
347	STEWARTSON	02/09/1956	Active	18	0	0	0.00%	18		12	Y		N	09/2025		\$100.00
348	STRASBURG	02/21/1956	Active	33	0	0	0.00%	34		7	Y			06/2024	90+ Days	
349	SULLIVAN	04/18/1941	Active	19	0	0	0.00%	18		5	Y	3	N	02/2024		
452	VANDALIA	03/15/1928	Active	17	1	5	-19.05%	22	15	1	Y	3	N	11/2025		
Exc Award (06/30/2021, 06/30/2022)																
357	VILLA GROVE	10/24/1949	Active	19	0	0	0.00%	19		7	Y	3		03/2024		
358	WARRENSBURG LATHAM	01/09/1958	Active	44	2	1	2.33%	37	7	0	Y		N	11/2025		
361	WESTVILLE	07/15/1940	Active	18	0	0	0.00%	21		10	Y	2	N	09/2025		



## Club Health Assessment for District 1 M through November 2025



Club Number	Club Name	Charter Date	Status	Membership					Reports				Finance	LCIF	
			Times in Status Quo in Past 2 Years	Current Member Count **	YTD Members Added	YTD Members Dropped	YTD Net Growth% ***	Member Count 1 Year Ago	Dropped Members Avg.Length of Service	Months Since Membership Update	Current Officers Reported ****	Current President Repeated Term	VP Reported *****	Last Date Reported Service (mm/yyyy)	Account Balance
Exc Award (06/30/2021)															
456	WITT	04/21/1960	Active	58	5	0	9.43%	53	3	Y			02/2021	90+ Days	

Clubs Cancelled Previous Fiscal Year – Clubs Cancelled within last 12 months may be reinstated

Club Number	Club Name	Charter Date	Current Status*	Cancellation Date
321	MOUNT PULASKI	04/18/1957	Cancelled(6*)	06/29/2025

Current Total Clubs Count	YTD New Clubs Count	YTD Cancelled Clubs Count	YTD Net Club Gain	Current Total Members Count	YTD Add	YTD Drop	YTD Net Growth	YTD Net Growth %	Member Count 12 Months Ago	Average Member Count Per Club	% of Clubs with less than 20 members	% No Officer Report in 12 Months	% of Clubs with balance 90+ days	Number of Clubs in Status Quo	% Status Quo Clubs in Financial Suspension	Number of Cancelled Clubs	Average Cancelled Club Age	Members Lost Due to Cancellation	% of Clubs Cancelled for Non-Financial Reasons
45	0	2	-2	1,119	25	48	-23	-2.01%	1,174	25	42%	7%	13%	0	0%	2	89	26	100%

\* - P - Priority Club. Cancellation Reasons: 1-Objectives/conduct, 2-Non-active club, 5-Non-existing club, 6-Disbanding, 7-Merger, 8-Financial Suspension, 9-District/Multiple District Dues.

\*\* Red denotes below 15 active members.

\*\*\* Red denotes 20% + loss.

\*\*\*\* Y - all 3 (President, Secretary, Treasurer) club officers reported, N - not all 3 reported.

\*\*\*\*\* Abbreviation: N-New, IP-Immediate Past, R-Repeat.



## Club Health Assessment for District 11 A1 through November 2025

			Status	Membership						Reports				Finance		LCIF
Club Number	Club Name	Charter Date	Times in Status Quo in Past 2 Years	Current Member Count **	YTD Members Added	YTD Members Dropped	YTD Net Growth% ***	Member Count 1 Year Ago	Dropped Members Avg.Length of Service	Months Since Membership Update	Current Officers Reported ****	Current President Repeated Term	VP Reported *****	Last Date Reported Service (mm/yyyy)	Account Balance	YTD Donations
Clubs more than two years old																
4422	BEDFORD TOWNSHIP L C	07/16/1969	Active	66	2	5	-4.35%	70	2	0	Y		N	11/2025		\$2,000.00
	Exc Award (06/30/2024)															
41308	BROWNSTOWN	05/21/1982	Active	32	2	0	6.67%	29		1	Y	3	R	09/2025		
4425	CANTON L C	06/17/1968	Active	15	0	0	0.00%	18		5	Y		N	10/2025		
	Exc Award (06/30/2022)															
4427	DEARBORN HEIGHTS	03/03/1963	Active	6	0	0	0.00%	7		10	Y	12	R	09/2025		\$1,000.00
4428	DETROIT	01/26/1920	Active(1)	7	0	0	0.00%	3		4	N			06/2015		
48761	DETROIT HISPANIC	06/28/1988	Active	16	0	0	0.00%	17		7	Y	2		11/2024		
30336	DETROIT MID-CITY	03/17/1975	Active	36	0	0	0.00%	42		3	Y	2	N	12/2024		\$500.00
36199	DETROIT NORTH CENTRAL	11/06/1978	Active	6	0	0	0.00%	6		13	Y	16		07/2025		
4435	DETROIT NORTHEAST	01/06/1938	Active	24	3	1	9.09%	23	10	1	Y		N	11/2019		\$1,501.68
4437	DETROIT NORTHWEST	05/06/1926	Active(1)	22	0	0	0.00%	22		4	Y			08/2024		\$250.00
4440	DETROIT RENAISSANCE	09/06/1973	Active	36	2	3	-2.70%	49	2	0	Y		IP	10/2025		\$3,100.00
	Exc Award (06/30/2021, 06/30/2022)															
59405	DETROIT WESTOWN-HARTFORD	04/23/1997	Active	37	1	1	0.00%	42	1	0	Y		R	11/2025		\$100.00
	Exc Award (06/30/2022, 06/30/2024)															
46269	ECORSE-RIVER ROUGE	06/09/1986	Active	20	0	0	0.00%	27		5	Y	2	R	11/2025		
4445	GARDEN CITY	03/21/1956	Active(1)	7	0	0	0.00%	10		5	Y	4		11/2016		
129046	GREATER H.P. DETROIT DOWNTOWN	09/30/2016	Active(1)	15	2	1	7.14%	16	1	0	Y		R	05/2025		
	Exc Award (06/30/2024)															
104811	GREATER METRO DETROIT	02/24/2009	Active(2)	8	0	0	0.00%	9		11	Y	7	R	04/2023	90+ Days	
4447	GROSSE POINTE	12/19/1928	Active	34	1	0	3.03%	32		4	Y	3	R	04/2011	90+ Days	
4450	HARPER WOODS GROSSE POINTE WOODS	03/11/1948	Active	39	2	0	5.41%	36		2	Y		N	10/2025		\$250.00
	Exc Award (06/30/2022, 06/30/2025)															
39397	LINCOLN PARK	02/27/1981	Status Quo(1)	3	0	0	0.00%	3		17	N	None		06/2022	90+ Days	
4457	LIVONIA HIGH NOONERS	01/29/1953	Active	40	3	0	8.11%	40		0	N	4	R	10/2023	90+ Days	
4459	METRO AIRPORT L C	02/25/1972	Status Quo(1)	8	0	0	0.00%	8		14	N	None		12/2018	90+ Days	
151397	MICHIGAN CYBER	06/20/2022	Active	11	2	0	22.22%	23		3	Y		N	07/2025	90+ Days	



## Club Health Assessment for District 11 A1 through November 2025

			Status	Membership						Reports				Finance	LCIF	
Club Number	Club Name	Charter Date	Times in Status Quo in Past 2 Years	Current Member Count **	YTD Members Added	YTD Members Dropped	YTD Net Growth% ***	Member Count 1 Year Ago	Dropped Members Avg.Length of Service	Months Since Membership Update	Current Officers Reported ****	Current President Repeated Term	VP Reported *****	Last Date Reported Service (mm/yyyy)	Account Balance	YTD Donations
57219	NORTHVILLE	07/03/1995	Active	20	0	0	0.00%	17		5	Y	8	R	08/2025		\$1,600.00
	Exc Award (06/30/2017, 06/30/2023, 06/30/2025)															
4462	PLYMOUTH	11/12/1947	Active	51	0	1	-1.92%	52	47	1	Y		N	08/2024		
	Exc Award (06/30/2022)															
4464	ROCKWOOD AREA L C	05/07/1973	Active	12	0	0	0.00%	14		4	Y	19		12/2023		
4465	SOUTHGATE	12/02/1957	Active(1)	2	0	0	0.00%	2		28	Y	5		04/2014		
4466	TAYLOR	10/17/1951	Active	7	0	0	0.00%	6		8	Y	3	R	08/2025		\$400.00
4468	WAYNE	09/23/1953	Active	13	0	0	0.00%	12		8	Y	3	N	10/2025		
31533	WESTLAND	01/12/1976	Active	18	0	1	-5.26%	18	33	3	Y	2	N	11/2025		
4471	WYANDOTTE	06/05/1942	Active	10	0	0	0.00%	13		5	Y	9	R	04/2022		

Clubs Cancelled Previous Fiscal Year – Clubs Cancelled within last 12 months may be reinstated

Club Number	Club Name	Charter Date	Current Status*	Cancellation Date
109262	DETROIT MOTOWN N.E.W.	09/20/2010	Cancelled(8*)	12/30/2024
150775	Detroit Wayne State Community Area	05/18/2022	Cancelled(8*)	12/30/2024
4467	TRENTON	09/27/1955	Cancelled(6*)	03/29/2025

Current Total Clubs Count	YTD New Clubs Count	YTD Cancelled Clubs Count	YTD Net Club Gain	Current Total Members Count	YTD Add	YTD Drop	YTD Net Growth	YTD Net Growth %	Member Count 12 Months Ago	Average Member Count Per Club	% of Clubs with less than 20 members	% No Officer Report in 12 Months	% of Clubs with balance 90+ days	Number of Clubs in Status Quo	% Status Quo Clubs in Financial Suspension	Number of Cancelled Clubs	Average Cancelled Club Age	Members Lost Due to Cancellation	% of Clubs Cancelled for Non-Financial Reasons
30	0	0	0	621	20	13	7	1.14%	666	21	57%	3%	20%	2	100%	0	0	0	0%

\* - P - Priority Club. Cancellation Reasons: 1-Objectives/conduct, 2-Non-active club, 5-Non-existing club, 6-Disbanding, 7-Merger, 8-Financial Suspension, 9-District/Multiple District Dues.

\*\* Red denotes below 15 active members.

\*\*\* Red denotes 20% + loss.

\*\*\*\* Y - all 3 (President, Secretary, Treasurer) club officers reported, N - not all 3 reported.

\*\*\*\*\* Abbreviation: N-New, IP-Immediate Past, R-Repeat.



## Club Health Assessment for District 11 A2 through November 2025

			Status	Membership						Reports				Finance		LCIF
Club Number	Club Name	Charter Date	Times in Status Quo in Past 2 Years	Current Member Count **	YTD Members Added	YTD Members Dropped	YTD Net Growth% ***	Member Count 1 Year Ago	Dropped Members Avg.Length of Service	Months Since Membership Update	Current Officers Reported ****	Current President Repeated Term	VP Reported *****	Last Date Reported Service (mm/yyyy)	Account Balance	YTD Donations
Clubs more than two years old																
4474	ARMADA	01/17/1941	Active	39	0	0	0.00%	41		8	N	None		12/2024		\$1,300.00
4479	BEVERLY HILLS	03/03/1972	Active	46	14	1	39.39%	31	4	0	Y	4	R	11/2025		\$500.00
	Exc Award (06/30/2021, 06/30/2022, 06/30/2023)															
4483	CENTER LINE	01/28/1953	Active	25	0	0	0.00%	27		1	Y		N	10/2025		\$1,200.00
84652	CLARKSTON AREA	01/05/2005	Active	14	5	1	40.00%	12	6	1	Y	11	R	11/2025		\$150.00
4485	CLAWSON	06/26/1944	Active(1)	38	1	0	2.70%	37		3	Y		N	10/2025		
4488	EASTPOINTE	11/22/1948	Active	42	0	2	-4.55%	47	7	0	Y		N	08/2025		\$1,020.00
4494	FRASER	04/30/1946	Active	65	1	0	1.56%	35		1	Y		N	11/2025		\$1,000.00
4497	HAZEL PARK	12/12/1947	Active	33	0	0	0.00%	35		4	N		IP	03/2025		\$50.00
	Exc Award (06/30/2016, 06/30/2017)															
4501	LAKE ORION	08/11/1938	Active	99	2	3	-1.00%	103	14	0	Y		N	07/2025		\$20.00
	Exc Award (06/30/2018, 06/30/2019, 06/30/2020, 06/30/2022, 06/30/2023)															
4499	MILFORD HURON VALLEY	05/24/1948	Active	17	1	0	6.25%	17		0	Y	4	R	11/2025		\$200.00
4509	MOUNT CLEMENS	03/19/1935	Active	33	0	2	-5.71%	36	9	4	Y		N	07/2024		\$1,000.00
	Exc Award (06/30/2023)															
36297	NEW BALTIMORE	12/21/1978	Active	119	14	4	9.17%	125	4	0	Y		N	10/2025		
	Exc Award (06/30/2018, 06/30/2020, 06/30/2021, 06/30/2022, 06/30/2023)															
4513	ORTONVILLE	04/27/1966	Active	36	2	0	5.88%	42		0	N	None		06/2025	90+ Days	
4516	PONTIAC	10/31/1923	Active(1)	29	0	0	0.00%	33		10	N	None		05/2025		
	Exc Award (06/30/2022)															
4519	RICHMOND	04/23/1940	Active	41	2	1	2.50%	43	41	0	Y			02/2025		
	Exc Award (06/30/2017)															
4520	ROCHESTER	07/16/1944	Active	53	0	0	0.00%	57		3	Y		N	06/2025		\$1,000.00
	Exc Award (06/30/2018)															
4476	ROCHESTER HILLS	11/15/1973	Active	2	0	0	0.00%	22		4	N		R	06/2025		
	Exc Award (06/30/2023)															
4521	ROMEO	04/06/1942	Active	87	6	9	-3.33%	87	17	0	Y		N	11/2025		
68468	ROSEVILLE	04/15/2003	Active	14	0	0	0.00%	14		21	N	None		06/2025		\$50.00





## Club Health Assessment for District 11 A2 through November 2025

			Status	Membership						Reports				Finance	LCIF	
Club Number	Club Name	Charter Date	Times in Status Quo in Past 2 Years	Current Member Count **	YTD Members Added	YTD Members Dropped	YTD Net Growth***	Member Count 1 Year Ago	Dropped Members Avg.Length of Service	Months Since Membership Update	Current Officers Reported ****	Current President Repeated Term	VP Reported *****	Last Date Reported Service (mm/yyyy)	Account Balance	YTD Donations
4523	ROYAL OAK	10/26/1928	Active	26	0	0	0.00%	25		3	Y	2	N	10/2025		\$300.00
	Exc Award (06/30/2018, 06/30/2023, 06/30/2024)															
42163	SELFREDGE CHESTERFIELD	01/31/1983	Active	17	0	1	-5.56%	18	13	0	Y		IP	08/2025		\$475.00
	Exc Award (06/30/2024, 06/30/2025)															
4527	SHELBY TOWNSHIP	03/25/1958	Active	92	0	0	0.00%	86		7	Y		R	11/2024		\$2,000.00
	Exc Award (06/30/2021)															
4526	ST CLAIR SHORES	07/26/1944	Active	11	1	0	10.00%	11		3	Y	2	R	11/2025		
4531	STERLING HEIGHTS	11/09/1970	Active	65	5	2	4.84%	120	12	2	N	2	N	02/2025		\$2,000.00
	Exc Award (06/30/2018, 06/30/2021, 06/30/2022, 06/30/2023, 06/30/2024)															
4533	UTICA	10/09/1946	Active	13	2	0	18.18%	17		2	Y		N	11/2025		
4535	WARREN	10/11/1956	Active	17	0	0	0.00%	17		19	N	None		05/2025		
4536	WASHINGTON	04/09/1957	Active	27	1	0	3.85%	26		0	N	None	R	06/2025		
4539	WIXOM WALLED LAKE	09/10/1958	Active	23	0	0	0.00%	23		2	Y		N	11/2025		\$100.00

Clubs Cancelled Previous Fiscal Year – Clubs Cancelled within last 12 months may be reinstated

Club Number	Club Name	Charter Date	Current Status*	Cancellation Date
4480	BIRMINGHAM	03/27/1928	Cancelled(6*)	06/29/2025
45068	MADISON HEIGHTS & AREA	06/28/1985	Cancelled(6*)	03/29/2025
104427	TROY COMMUNITY	01/16/2009	Cancelled(6*)	06/29/2025

Current Total Clubs Count	YTD New Clubs Count	YTD Cancelled Clubs Count	YTD Net Club Gain	Current Total Members Count	YTD Add	YTD Drop	YTD Net Growth	YTD Net Growth %	Member Count 12 Months Ago	Average Member Count Per Club	% of Clubs with less than 20 members	% No Officer Report in 12 Months	% of Clubs with balance 90+ days	Number of Clubs in Status Quo	% Status Quo Clubs in Financial Suspension	Number of Cancelled Clubs	Average Cancelled Club Age	Members Lost Due to Cancellation	% of Clubs Cancelled for Non-Financial Reasons
28	0	0	0	1,123	57	26	31	2.84%	1,187	40	29%	18%	4%	0	0%	0	0	0	0%

\* - P - Priority Club. Cancellation Reasons: 1-Objectives/conduct, 2-Non-active club, 5-Non-existing club, 6-Disbanding, 7-Merger, 8-Financial Suspension, 9-District/Multiple District Dues.

\*\* Red denotes below 15 active members.

\*\*\* Red denotes 20% + loss.

\*\*\*\* Y - all 3 (President, Secretary, Treasurer) club officers reported, N - not all 3 reported.

\*\*\*\*\* Abbreviation: N-New, IP-Immediate Past, R-Repeat.



## Club Health Assessment for District 11 B1 through November 2025

			Status	Membership						Reports				Finance	LCIF	
Club Number	Club Name	Charter Date	Times in Status Quo in Past 2 Years	Current Member Count **	YTD Members Added	YTD Members Dropped	YTD Net Growth% ***	Member Count 1 Year Ago	Dropped Members Avg.Length of Service	Months Since Membership Update	Current Officers Reported ****	Current President Repeated Term	VP Reported *****	Last Date Reported Service (mm/yyyy)	Account Balance	YTD Donations
Clubs more than two years old																
34085	ADRIAN BREAKFAST	06/27/1977	Active	10	0	0	0.00%	12		5	Y	9	R	12/2024		\$120.00
4418	ADRIAN EVENING	03/28/1950	Active(1)	7	0	0	0.00%	9		7	Y		N	07/2023		\$20.00
4421	ANN ARBOR EVENING	04/11/1961	Active	5	1	0	25.00%	5		4	Y	16		04/2025		\$20.00
4420	ANN ARBOR HOST	04/29/1929	Active	34	0	4	-10.53%	38	4	2	Y	3	N	11/2025		\$20.00
4543	BATTLE CREEK CEREAL CITY	06/04/1958	Active	39	4	2	5.41%	41	23	0	Y		N	11/2025		\$1,100.00
Exc Award (06/30/2022, 06/30/2024)																
4542	BATTLE CREEK HOST	04/28/1924	Active	11	0	0	0.00%	10		6	Y		R	11/2025		\$20.00
4545	BEDFORD AREA L C	04/06/1967	Active	23	0	0	0.00%	20		7	Y		N	11/2025		\$20.00
45569	BLISSFIELD & AREA	12/16/1985	Active	16	0	0	0.00%	16		1	Y	8		08/2025		\$20.00
134040	Branch Area	03/15/2018	Active	9	0	0	0.00%	10		4	Y	5	R	07/2022		\$20.00
4550	CLARKLAKE	02/08/1965	Active	39	6	16	-20.41%	46	11	1	Y		IP	08/2023		\$20.00
151051	Clear Lake Virtual	06/02/2022	Active	11	0	0	0.00%	9		1	Y		IP	08/2025		\$20.00
107945	CLINTON	04/01/2010	Active	20	0	0	0.00%	21		5	Y	3	R	08/2023		\$20.00
4551	CONCORD	11/22/1941	Active	10	0	0	0.00%	10		15	N	None		04/2024		
36796	DEXTER	03/29/1979	Active	57	3	2	1.79%	60	25	2	Y		R	11/2025		
4558	GRASS LAKE	02/10/1953	Active	42	5	0	13.51%	37		0	Y	4	N	11/2025		
Exc Award (06/30/2024)																
4559	HANOVER HORTON AREA	10/12/1964	Active	11	0	0	0.00%	9		1	Y			10/2025		
4562	HILLSDALE	11/15/1949	Active	10	0	0	0.00%	10		5	Y	2		11/2025		
4564	HOMER	07/14/1942	Active	21	0	0	0.00%	22		6	Y	2		11/2025		
39854	HURON VALLEY SUNRISE	05/14/1981	Active	4	0	0	0.00%	6		5	Y			02/2024		
4567	JACKSON CASCADES	11/01/1966	Active	22	0	0	0.00%	23		6	Y		N	09/2025		\$600.00
141538	Jackson County Professional Virtual	06/15/2020	Active	7	0	0	0.00%	7		17	Y		N	10/2023		
33303	JACKSON EYE OPENERS	02/09/1977	Active	29	1	1	0.00%	28	40	0	Y		N	10/2025		
Exc Award (06/30/2024)																
4566	JACKSON HOST	05/07/1921	Active	36	0	0	0.00%	35		2	Y	2	R	11/2025		\$2,600.00
Exc Award (06/30/2023)																



## Club Health Assessment for District 11 B1 through November 2025

			Membership							Reports				Finance		LCIF		
Club Number	Club Name	Charter Date	Status	Current Member Count **	YTD Members Added	YTD Members Dropped	YTD Net Growth% ***	Member Count 1 Year Ago	Dropped Members Avg.Length of Service	Months Since Membership Update	Current Officers Reported ****	Current President Repeated Term	VP Reported *****	Last Date Reported Service (mm/yyyy)	Account Balance	YTD Donations		
			Times in Status Quo in Past 2 Years															
138768	Jackson Lions Diabetes Service	06/28/2019	Active	12	0	0	0.00%	12		0	Y	2		10/2024	90+ Days	\$100.00		
4568	JONESVILLE	04/03/1935	Active	13	0	0	0.00%	12		5	N	None		10/2023				
100514	MANCHESTER	11/09/2007	Active	14	2	0	16.67%	12		1	Y	3	R	10/2025				
4574	MARSHALL	08/20/1953	Active	6	0	0	0.00%	6		8	N	None		10/2023				
4576	MICHIGAN CENTER	03/19/1957	Active	50	0	0	0.00%	54		11	N	None		10/2023				
141296	Michigan Center Lioness	06/03/2020	Active	43	1	2	-2.27%	36	5	1	Y		N	10/2025				
4580	NAPOLEON	10/27/1953	Active	31	3	0	10.71%	31		2	Y	2	R	10/2025				
29088	NORTH ADAMS	04/03/1974	Active	16	0	0	0.00%	13		6	Y	9	R	10/2025				
4582	NORTH JACKSON	04/03/1956	Active	17	0	0	0.00%	18		1	Y		R	04/2024				
4584	PARMA SPRING ARBOR	08/28/1953	Status Quo(1)	7	0	0	0.00%	7		4	Y	6		10/2023				
29357	PENNFIELD	05/22/1974	Active	36	0	0	0.00%	38		5	Y		N	11/2025				
29089	PITTSFORD AREA	04/24/1974	Active	21	0	0	0.00%	23		10	N		N	10/2023				
140691	Quest South East Jackson	02/03/2020	Active	21	0	0	0.00%	23		4	Y		IP	07/2025				
30713	SALINE	05/16/1975	Active	21	0	0	0.00%	20		13	N	None		10/2023				
4591	TEKONSHA	01/18/1944	Active	23	0	0	0.00%	25		7	Y	5	R	10/2023				
130041	University of Michigan	02/07/2017	Active	5	2	0	66.67%	3		1	Y		IP	09/2023				
4592	VANDERCOOK LAKE	10/08/1956	Active	49	1	2	-2.00%	53	9	1	Y	2	R	10/2025				
Current Total Clubs Count	YTD New Clubs Count	YTD Cancelled Clubs Count	YTD Net Club Gain	Current Total Members Count	YTD Add	YTD Drop	YTD Net Growth %	Member Count 12 Months Ago	Average Member Count Per Club	% of Clubs with less than 20 members	% No Officer Report in 12 Months	% of Clubs with balance 90+ days	Number of Clubs in Status Quo	% Status Quo Clubs in Financial Suspension	Number of Cancelled Clubs	Average Cancelled Club Age	Members Lost Due to Cancellation	% of Clubs Cancelled for Non-Financial Reasons
40	0	0	0	858	29	29	0	0.00%	870	21	50%	10%	3%	1	100%	0	0	0

\* - P - Priority Club. Cancellation Reasons: 1-Objectives/conduct, 2-Non-active club, 5-Non-existing club, 6-Disbanding, 7-Merger, 8-Financial Suspension, 9-District/Multiple District Dues.

\*\* Red denotes below 15 active members.

\*\*\* Red denotes 20% + loss.

\*\*\*\* Y - all 3 (President, Secretary, Treasurer) club officers reported, N - not all 3 reported.

\*\*\*\*\* Abbreviation: N-New, IP-Immediate Past, R-Repeat.



## Club Health Assessment for District 11 B2 through November 2025

			Status	Membership						Reports				Finance	LCIF	
Club Number	Club Name	Charter Date	Times in Status Quo in Past 2 Years	Current Member Count **	YTD Members Added	YTD Members Dropped	YTD Net Growth% ***	Member Count 1 Year Ago	Dropped Members Avg.Length of Service	Months Since Membership Update	Current Officers Reported ****	Current President Repeated Term	VP Reported *****	Last Date Reported Service (mm/yyyy)	Account Balance	YTD Donations
Clubs more than two years old																
4599	BANGOR	04/30/1968	Active	17	0	0	0.00%	18		4	Y	2	N	11/2025		
43992	BARODA	06/19/1984	Active	17	1	0	6.25%	16		2	Y			11/2025		
4600	BENTON HARBOR FAIRPLAIN Exc Award (06/30/2024)	10/31/1934	Active	24	0	0	0.00%	25		6	Y			11/2025		
55792	BLOOMINGDALE-GOBLES KAL HAVEN TRAIL	06/06/1994	Active	12	0	1	-7.69%	15	6	3	Y		N	11/2025		
4605	BUCHANAN GALIEN	12/13/1933	Active	29	1	0	3.57%	28		2	Y		N	10/2025		\$50.00
4607	CENTREVILLE	07/20/1945	Active	30	0	3	-9.09%	32	10	0	Y			11/2025		
4609	COLOMA Exc Award (06/30/2019)	12/29/1952	Active	31	0	0	0.00%	32		5	Y	3		11/2025		
4610	COLON	11/24/1937	Status Quo(2)	7	0	23	-76.67%	30	11	0	Y		R	11/2024	90+ Days	
46000	COVERT COVERT TOWNSHIP	04/28/1986	Status Quo(1)	19	0	0	0.00%	19		8	N	None		11/2024	90+ Days	
4613	DOWAGIAC	07/02/1952	Active	10	1	2	-9.09%	11	8	1	N	17	R	11/2024		
4615	EDWARDSBURG	08/21/1946	Status Quo(1)	26	0	0	0.00%	24		10	N	None		11/2024	90+ Days	
4621	HARTFORD	09/06/1946	Status Quo(1)	12	0	0	0.00%	12		17	N	None		11/2024	90+ Days	
65387	KALAMAZOO WESTSIDE	05/15/2002	Active	13	0	4	-23.53%	24	27	3	Y			11/2025		
4626	LAKESHORE Exc Award (06/30/2025)	12/14/1961	Active	34	0	0	0.00%	28		9	Y	3	N	11/2025		
4627	LAWRENCE	04/12/1948	Active	12	0	0	0.00%	12		1	Y	3	R	11/2025		
4628	LAWTON	08/25/1953	Active	44	2	2	0.00%	45	16	0	Y		N	11/2025		
4629	MARCELLUS	02/02/1970	Active	15	5	0	50.00%	11		1	Y		IP	11/2025		
4631	MATTAWAN Exc Award (06/30/2018, 06/30/2021, 06/30/2022)	10/30/1958	Active	33	2	1	3.13%	34	7	0	Y		N	11/2025		
4632	NEW BUFFALO	03/06/1942	Active	14	0	0	0.00%	18		0	N	None		11/2025		
4633	NILES	08/19/1926	Active	8	1	0	14.29%	5		0	Y	3		11/2025	90+ Days	
4636	PAW PAW Exc Award (06/30/2018, 06/30/2024)	12/05/1968	Active	84	6	2	5.00%	84	28	0	Y		N	11/2025		\$200.00
4638	PORTAGE	01/23/1961	Active	15	0	0	0.00%	14		4	Y	2		11/2025		\$700.00



## Club Health Assessment for District 11 B2 through November 2025

						Status		Membership					Reports				Finance		LCIF								
						Times in Status Quo in Past 2 Years	Current Member Count **	YTD Members Added	YTD Members Dropped	YTD Net Growth% ***	Member Count 1 Year Ago	Dropped Members Avg.Length of Service	Months Since Membership Update	Current Officers Reported ****	Current President Repeated Term	VP Reported *****	Last Date Reported Service (mm/yyyy)	Account Balance	YTD Donations								
Exc Award (06/30/2018, 06/30/2019, 06/30/2021, 06/30/2022, 06/30/2023)						Active	14	0	0	0.00%	16	5	N		07/2025												
4640	RICHLAND GULL LAKE AREA	03/03/1954																									
Exc Award (06/30/2018)																											
44711	SCHOOLCRAFT	03/25/1985	Active	11	2														0	22.22%	9	4	Y	2	N	11/2024	90+ Days
4645	SISTER LAKES	03/30/1966	Active	34	4														3	3.03%	33	6	1	Y	N	11/2025	90+ Days
58272	SOUTH HAVEN BLACK RIVER	05/16/1996	Active	13	1														0	8.33%	16	2	Y	N	11/2025		\$100.00
Exc Award (06/30/2019, 06/30/2023)																											
4641	ST JOSEPH	06/15/1928	Active	78	4														4	0.00%	77	3	0	Y	N	11/2025	
Exc Award (06/30/2023)																											
78951	STURGIS	04/26/2004	Active	25	0														2	-7.41%	27	2	1	Y	R	11/2025	90+ Days
4650	THREE RIVERS	12/06/1948	Active	26	3	1	8.33%	28	1	0	Y	2	R	11/2025													
Exc Award (06/30/2018, 06/30/2024)						Active	34	0	2	-5.56%	36	17	2	Y	R	11/2025											
4653	VICKSBURG	04/17/1953																									
4654	WATERVLIET	08/05/1953	Active	15	1	2	-6.25%	17	7	0	Y	5	R	11/2025													
Current Total Clubs Count	YTD New Clubs Count	YTD Cancelled Clubs Count	YTD Net Club Gain	Current Total Members Count	YTD Add	YTD Drop	YTD Net Growth %	Member Count 12 Months Ago	Average Member Count Per Club	% of Clubs with less than 20 members	% No Officer Report in 12 Months	% of Clubs with balance 90+ days	Number of Clubs in Status Quo	% Status Quo Clubs in Financial Suspension	Number of Cancelled Clubs	Average Cancelled Club Age	Members Lost Due to Cancellation	% of Clubs Cancelled for Non-Financial Reasons									
31	0	0	0	756	34	52	-18	-2.33%	796	24	55%	13%	26%	4	100%	0	0	0	0%								

\* - P - Priority Club. Cancellation Reasons: 1-Objectives/conduct, 2-Non-active club, 5-Non-existing club, 6-Disbanding, 7-Merger, 8-Financial Suspension, 9-District/Multiple District Dues.

\*\* Red denotes below 15 active members.

\*\*\* Red denotes 20% + loss.

\*\*\*\* Y - all 3 (President, Secretary, Treasurer) club officers reported, N - not all 3 reported.

\*\*\*\*\* Abbreviation: N-New, IP-Immediate Past, R-Repeat.



## Club Health Assessment for District 11 C1 through November 2025

			Status	Membership						Reports				Finance	LCIF	
Club Number	Club Name	Charter Date	Times in Status Quo in Past 2 Years	Current Member Count **	YTD Members Added	YTD Members Dropped	YTD Net Growth% ***	Member Count 1 Year Ago	Dropped Members Avg.Length of Service	Months Since Membership Update	Current Officers Reported ****	Current President Repeated Term	VP Reported *****	Last Date Reported Service (mm/yyyy)	Account Balance	YTD Donations
Clubs more than two years old																
4598	ALLEGAN	11/21/1945	Active	25	2	1	4.17%	19	33	1	Y	3	N	10/2025		
Exc Award (06/30/2025)																
4657	ALLENDALE	10/24/1963	Active	10	3	2	11.11%	10	11	0	Y		R	10/2025		\$100.00
31329	ALTO	11/13/1975	Active	22	2	1	4.76%	22	6	0	Y		N	11/2025		\$500.00
4665	CEDAR SPRINGS	03/16/1959	Active	3	0	0	0.00%	3		24	N	None		10/2025		
4668	COOPERSVILLE	02/21/1955	Active	1	0	0	0.00%	1		15	Y	6		07/2025		
31327	DORR TOWNSHIP	11/21/1975	Active	18	0	0	0.00%	18		0	Y			11/2025		
4675	FRUITPORT	10/05/1948	Active	73	1	2	-1.35%	80	4	0	Y		N	11/2025		\$1,000.00
4677	GRAND RAPIDS	11/14/1919	Active	75	0	2	-2.60%	77	17	0	Y	2	R	11/2025		\$4,620.00
4620	HAMILTON	04/21/1960	Active	11	0	2	-15.38%	14	19	0	Y	2	N	09/2025		
4561	HASTINGS	01/31/1950	Active	8	0	0	0.00%	8		19	Y	12		10/2025		
4622	HOPKINS	02/08/1949	Active	16	0	0	0.00%	16		15	Y	13		10/2025		
4597	LAKEWOOD AREA	09/30/1947	Active	46	0	0	0.00%	48		0	Y	2		11/2025		\$200.00
41310	LYONS MUIR LC	05/24/1982	Active	18	0	1	-5.26%	17	22	0	Y	2	R	11/2025		
Exc Award (06/30/2018)																
4695	MARNE	06/03/1963	Active	23	0	1	-4.17%	24	41	3	Y		N	11/2025		\$450.00
4630	MARTIN	10/26/1953	Active	7	0	1	-12.50%	8	4	2	Y	4	R	11/2025		\$250.00
4577	MIDDLEVILLE	03/21/1955	Active	13	0	0	0.00%	13		5	Y	2		10/2025		
4699	MUSKEGON HOST	12/09/1919	Active	12	0	0	0.00%	12		15	Y	15		09/2025		
36554	MUSKEGON NORTH SIDE	02/26/1979	Active	84	3	1	2.44%	84	3	0	Y		N	11/2025		\$2,850.00
Exc Award (06/30/2022)																
4581	NASHVILLE	09/29/1942	Active	8	0	1	-11.11%	11	11	2	Y	5		09/2025		
4702	RAVENNA	06/29/1954	Active	58	3	1	3.57%	58	2	3	Y		N	10/2025		\$300.00
4704	ROCKFORD	03/12/1954	Active	91	2	2	0.00%	99	25	0	Y		N	10/2025		\$2,000.00
Exc Award (06/30/2022)																
29834	SARANAC	10/14/1974	Active	21	0	0	0.00%	23		5	N	None		09/2025		
4711	SPARTA	04/07/1954	Active	32	3	0	10.34%	24		1	Y	2		11/2025		
4714	THORNAPPLE VALLEY	02/02/1954	Active	15	0	0	0.00%	15		6	Y	7		09/2025		



Club Health Assessment for District 11 C1 through November 2025

				Charter Date		Status		Membership					Reports				Finance		LCIF
						Times in Status Quo in Past 2 Years	Current Member Count **	YTD Members Added	YTD Members Dropped	YTD Net Growth***	Member Count 1 Year Ago	Dropped Members Avg.Length of Service	Months Since Membership Update	Current Officers Reported ****	Current President Repeated Term	VP Reported *****	Last Date Reported Service (mm/yyyy)	Account Balance	YTD Donations
4718 WYOMING		03/15/1962				Active	20	1	0	5.26%	21		1	Y	3	R	11/2025		\$250.00
Current Total Clubs Count	YTD New Clubs Count	YTD Cancelled Clubs Count	YTD Net Club Gain	Current Total Members Count	YTD Add	YTD Drop	YTD Net Growth	YTD Net Growth %	Member Count 12 Months Ago	Average Member Count Per Club	% of Clubs with less than 20 members	% No Officer Report in 12 Months	% of Clubs with balance 90+ days	Number of Clubs in Status Quo	% Status Quo Clubs in Financial Suspension	Number of Cancelled Clubs	Average Cancelled Club Age	Members Lost Due to Cancellation	% of Clubs Cancelled for Non-Financial Reasons
25	0	0	0	710	20	18	2	0.28%	725	28	52%	8%	0%	0	0%	0	0	0	0%

\* - P - Priority Club. Cancellation Reasons: 1-Objectives/conduct, 2-Non-active club, 5-Non-existing club, 6-Disbanding, 7-Merger, 8-Financial Suspension, 9-District/Multiple District Dues.  
\*\* Red denotes below 15 active members.  
\*\*\* Red denotes 20% + loss.  
\*\*\*\* Y - all 3 (President, Secretary, Treasurer) club officers reported, N - not all 3 reported.  
\*\*\*\*\* Abbreviation: N-New, IP-Immediate Past, R-Repeat.



## Club Health Assessment for District 11 C2 through November 2025

			Status	Membership						Reports				Finance	LCIF	
Club Number	Club Name	Charter Date	Times in Status Quo in Past 2 Years	Current Member Count **	YTD Members Added	YTD Members Dropped	YTD Net Growth% ***	Member Count 1 Year Ago	Dropped Members Avg.Length of Service	Months Since Membership Update	Current Officers Reported ****	Current President Repeated Term	VP Reported *****	Last Date Reported Service (mm/yyyy)	Account Balance	YTD Donations
Clubs more than two years old																
4659	ASHLEY	12/07/1953	Active	20	0	1	-4.76%	21	24	4	Y		N	10/2025	90+ Days	
Exc Award (06/30/2017, 06/30/2018, 06/30/2019, 06/30/2022, 06/30/2023)																
145516	Bancroft Lioness	04/22/2021	Active	34	0	0	0.00%	30		5	Y		N	11/2025		\$345.00
Exc Award (06/30/2023, 06/30/2024, 06/30/2025)																
4660	BATH TOWNSHIP L C	03/11/1971	Active	14	0	0	0.00%	14		6	Y	4	N	11/2025		\$1,000.00
Exc Award (06/30/2024)																
4546	BELLEVUE	06/18/1940	Active	7	0	0	0.00%	8		5	Y	7	R	07/2025		
4547	BRETTON WOODS	02/23/1954	Active	25	0	1	-3.85%	26	19	2	Y		N	10/2025		
Exc Award (06/30/2023, 06/30/2024)																
4424	BRIGHTON	04/22/1959	Active(1)	18	5	0	38.46%	26		1	Y	8	R	10/2025		
Exc Award (06/30/2018)																
4549	CHARLOTTE	11/05/1941	Active	15	0	2	-11.76%	17	37	2	N			08/2025		\$300.00
Exc Award (06/30/2023)																
40597	DE WITT BREAKFAST	12/14/1981	Active	47	2	1	2.17%	46	17	0	Y	2	R	08/2025		
Exc Award (06/30/2020, 06/30/2022)																
145512	Delta DeWitt Ledges	04/01/2021	Active	7	0	0	0.00%	8		7	Y		N	06/2025		
4554	DIMONDALE	12/13/1962	Active	8	0	0	0.00%	8		4	Y	9		04/2025		
4742	DURAND	07/01/1969	Active	34	0	0	0.00%	33		5	Y	10	R	11/2025		\$100.00
Exc Award (06/30/2018, 06/30/2019, 06/30/2022, 06/30/2023, 06/30/2024)																
4556	EATON RAPIDS	05/09/1944	Active	15	6	0	66.67%	9		0	Y	4		07/2024		
4673	ELSIE	10/03/1940	Active	33	2	0	6.45%	31		2	Y		N	10/2025		
4557	GRAND LEDGE	04/11/1944	Active	53	0	3	-5.36%	58	17	2	Y	2	R	11/2025		\$3,050.00
Exc Award (06/30/2021, 06/30/2022, 06/30/2024)																
105395	HARTLAND	05/04/2009	Active	15	1	3	-11.76%	18	3	1	Y	5	R	11/2025		\$200.00
Exc Award (06/30/2017, 06/30/2018, 06/30/2019, 06/30/2020, 06/30/2024)																
4563	HOLT	01/30/1968	Active	38	0	0	0.00%	41		5	Y		N	11/2025		
Exc Award (06/30/2019, 06/30/2022)																





## Club Health Assessment for District 11 C2 through November 2025

			Status		Membership					Reports				Finance		LCIF			
Club Number	Club Name	Charter Date	Times in Status Quo in Past 2 Years	Current Member Count **	YTD Members Added	YTD Members Dropped	YTD Net Growth***	Member Count 1 Year Ago	Dropped Members Avg.Length of Service	Months Since Membership Update	Current Officers Reported ****	Current President Repeated Term	VP Reported *****	Last Date Reported Service (mm/yyyy)	Account Balance	YTD Donations			
4687	ITHACA	02/20/1951	Cancelled(6*)	0	0	1	-100.00%	6	46	3	N	None		11/2024					
4762	LAINGSBURG LIONS CLUB	04/30/1948		Active	30	1	4	-9.09%	39	5	2	Y			09/2025				
Exc Award (06/30/2018, 06/30/2019)																			
145596	Lansing Capital Lioness	03/24/2021	Active	11	0	0	0.00%	12		5	N			07/2025		\$50.00			
4694	MAPLE VALLEY L C	10/13/1969	Active	13	0	0	0.00%	10		7	Y	9		11/2025					
4575	MASON	06/13/1944	Active	27	2	0	8.00%	25		3	Y		N	09/2025		\$275.00			
Exc Award (06/30/2018)																			
125925	MSU Campus	10/07/2015	Active	5	2	8	-54.55%	9	2	1	Y			10/2024					
4583	OLIVET	05/29/1944	Active	27	0	1	-3.57%	27	12	4	N			10/2025		\$100.00			
4701	OVID	06/23/1954	Active	26	0	3	-10.34%	29	18	0	Y	2	R	08/2025					
137016	Owosso	03/20/2019	Active	20	1	0	5.26%	18		0	Y	4	N	11/2025					
Exc Award (06/30/2023)																			
4705	ST JOHNS	10/13/1948	Active	33	5	1	13.79%	25	27	1	Y	5	R	07/2025					
4706	ST LOUIS ALMA	04/08/1940	Active	8	0	0	0.00%	7		5	Y	7		10/2025		\$100.00			
4588	STOCKBRIDGE	12/18/1951	Active	42	0	1	-2.33%	44	40	0	Y		N	04/2025					
4593	VERMONTVILLE	05/08/1942	Active	8	1	1	0.00%	8	7	1	Y	2		08/2025					
40999	WACOUSTA	03/15/1982	Active	10	0	0	0.00%	10		3	Y	3	R	10/2024					
4596	WEBBERVILLE	04/29/1954	Active(1)	15	0	0	0.00%	17		5	Y	3	N	10/2025					
Current Total Clubs Count	YTD New Clubs Count	YTD Cancelled Clubs Count	YTD Net Club Gain	Current Total Members Count	YTD Add	YTD Drop	YTD Net Growth	YTD Net Growth %	Member Count 12 Months Ago	Average Member Count Per Club	% of Clubs with less than 20 members	% No Officer Report in 12 Months	% of Clubs with balance 90+ days	Number of Clubs in Status Quo	% Status Quo Clubs in Financial Suspension	Number of Cancelled Clubs	Average Cancelled Club Age	Members Lost Due to Cancellation	% of Clubs Cancelled for Non-Financial Reasons
30	0	1	-1	658	28	31	-3	-0.45%	680	22	50%	0%	3%	0	0%	1	75	1	100%

\* - P - Priority Club. Cancellation Reasons: 1-Objectives/conduct, 2-Non-active club, 5-Non-existing club, 6-Disbanding, 7-Merger, 8-Financial Suspension, 9-District/Multiple District Dues.

\*\* Red denotes below 15 active members.

\*\*\* Red denotes 20% + loss.

\*\*\*\* Y - all 3 (President, Secretary, Treasurer) club officers reported, N - not all 3 reported.

\*\*\*\*\* Abbreviation: N-New, IP-Immediate Past, R-Repeat.



# Club Health Assessment for District 11 D1 through November 2025

			Status	Membership						Reports				Finance	LCIF	
Club Number	Club Name	Charter Date	Times in Status Quo in Past 2 Years	Current Member Count **	YTD Members Added	YTD Members Dropped	YTD Net Growth% ***	Member Count 1 Year Ago	Dropped Members Avg.Length of Service	Months Since Membership Update	Current Officers Reported ****	Current President Repeated Term	VP Reported *****	Last Date Reported Service (mm/yyyy)	Account Balance	YTD Donations
Clubs more than two years old																
108690	AUBURN WILLIAMS	06/17/2010	Active	34	1	0	3.03%	34		4	Y		N	10/2025		\$250.00
	Exc Award (06/30/2018, 06/30/2020)															
4723	BAY CITY	12/08/1921	Active	181	4	3	0.56%	185	10	0	Y		N	11/2025		
	Exc Award (06/30/2018, 06/30/2020)															
4727	BUENA VISTA TOWNSHIP L C	12/13/1966	Active	18	0	0	0.00%	18		6	Y	9	R	05/2022		\$100.00
4729	CARO	03/16/1943	Active	32	5	4	3.23%	27	16	0	Y	2	R	11/2025		\$50.00
	Exc Award (06/23/2025)															
4730	CARROLLTON	05/02/1967	Active	23	1	0	4.55%	20		4	Y	2	R	06/2020		
4732	CASS CITY	02/15/1954	Active	23	0	0	0.00%	25		5	Y			08/2025		
4733	CHESANING	10/16/1967	Active	14	0	0	0.00%	16		5	Y		N	03/2025		\$1,000.00
4735	CLIO	01/10/1963	Active	10	0	0	0.00%	11		7	Y	5	R	05/2019		\$50.00
4740	DAVISON	10/18/1961	Active	3	0	0	0.00%	3		6	Y	4		04/2025		
4746	FAIRGROVE	10/23/1956	Active	10	0	0	0.00%	10		5	Y	10		05/2019		
4747	FENTON	04/22/1964	Active	21	2	0	10.53%	27		4	Y			10/2025		\$250.00
4788	FLINT EAST FLINT	06/02/1955	Active	12	0	0	0.00%	12		9	Y	11	R	12/2023		
4750	FLUSHING	01/20/1942	Active	34	2	0	6.25%	32		3	Y		N	09/2023	90+ Days	\$50.00
4751	FRANKENMUTH	10/31/1953	Active	74	4	0	5.71%	73		0	Y		N	11/2025	90+ Days	
	Exc Award (06/30/2023)															
4752	FREELAND	12/09/1948	Active	75	3	0	4.17%	73		0	Y		N	10/2025		
32197	GAINES AREA L C	05/12/1976	Active	11	0	0	0.00%	19		5	Y			06/2025		
	Exc Award (06/30/2023)															
4753	GENESEE	01/27/1956	Active	12	0	0	0.00%	14		5	Y			12/2011		
4754	GOODRICH	12/06/1962	Active	14	1	0	7.69%	17		4	Y	2	N	08/2022		
126324	Grand Blanc	12/08/2015	Cancelled(6*)	0	0	5	-100.00%	14	13	2	N	None		06/2025		\$200.00
4758	HEMLOCK	03/09/1949	Active	20	0	0	0.00%	21		5	Y	4	R	07/2020		\$50.00
45570	KINGSTON	12/16/1985	Active	16	0	0	0.00%	17		3	Y	3	N	11/2025		
4764	LENNON	12/05/1972	Active	25	0	0	0.00%	28		5	Y	8		06/2024		\$500.00
4766	LINDEN	03/16/1972	Active	11	0	0	0.00%	14		11	Y		R	08/2025		\$650.00



## Club Health Assessment for District 11 D1 through November 2025

						Membership					Reports				Finance		LCIF		
Club Number	Club Name	Charter Date	Status		Current Member Count **	YTD Members Added	YTD Members Dropped	YTD Net Growth***	Member Count 1 Year Ago	Dropped Members Avg.Length of Service	Months Since Membership Update	Current Officers Reported ****	Current President Repeated Term	VP Reported *****	Last Date Reported Service (mm/yyyy)	Account Balance	YTD Donations		
			Times in Status Quo in Past 2 Years																
34740	MAYVILLE	12/01/1977	Active		24	1	0	4.35%	25		4	Y		N	09/2025	90+ Days	\$100.00		
38026	MERRILL	02/25/1980	Active		18	0	2	-10.00%	26	9	0	Y	2		11/2025				
4771	MILLINGTON	01/12/1965	Active		28	1	3	-6.67%	31	4	0	Y		N	11/2025	90+ Days	\$150.00		
4773	MONTROSE	12/11/1946	Active		14	1	0	7.69%	16		0	Y	5		11/2024				
4777	OTISVILLE	06/07/1949	Active		23	0	0	0.00%	25		11	Y	4	N	06/2019		\$25.00		
58851	SAGINAW	11/15/1996	Active		17	0	1	-5.56%	22	15	4	Y	2	R	05/2019		\$50.00		
4797	SHIELDS	01/29/1964	Active		25	0	0	0.00%	27		2	Y			06/2025		\$1,000.00		
4793	ST CHARLES	09/30/1942	Active		14	0	0	0.00%	20		5	Y	7		01/2022				
4799	SWARTZ CREEK	12/17/1969	Active		6	0	0	0.00%	9		5	Y	8		01/2022				
67166	VASSAR	01/31/2003	Active		12	4	1	33.33%	9	12	1	Y	5		04/2017				
4803	ZILWAUKEE	03/06/1956	Active		17	0	0	0.00%	15		6	Y	4		10/2025				
Current Total Clubs Count	YTD New Clubs Count	YTD Cancelled Clubs Count	YTD Net Club Gain	Current Total Members Count	YTD Add	YTD Drop	YTD Net Growth	Member Count 12 Months Ago	Average Member Count Per Club	% of Clubs with less than 20 members	% No Officer Report in 12 Months	% of Clubs with balance 90+ days	Number of Clubs in Status Quo	% Status Quo Clubs in Financial Suspension	Number of Cancelled Clubs	Average Cancelled Club Age	Members Lost Due to Cancellation	% of Clubs Cancelled for Non-Financial Reasons	
33	0	1	-1	871	30	19	11	1.28%	935	26	55%	0%	12%	0	0%	1	10	5	100%

\* - P - Priority Club. Cancellation Reasons: 1-Objectives/conduct, 2-Non-active club, 5-Non-existing club, 6-Disbanding, 7-Merger, 8-Financial Suspension, 9-District/Multiple District Dues.

\*\* Red denotes below 15 active members.

\*\*\* Red denotes 20% + loss.

\*\*\*\* Y - all 3 (President, Secretary, Treasurer) club officers reported, N - not all 3 reported.

\*\*\*\*\* Abbreviation: N-New, IP-Immediate Past, R-Repeat.



## Club Health Assessment for District 11 D2 through November 2025

			Status	Membership						Reports				Finance		LCIF
Club Number	Club Name	Charter Date	Times in Status Quo in Past 2 Years	Current Member Count **	YTD Members Added	YTD Members Dropped	YTD Net Growth% ***	Member Count 1 Year Ago	Dropped Members Avg.Length of Service	Months Since Membership Update	Current Officers Reported ****	Current President Repeated Term	VP Reported *****	Last Date Reported Service (mm/yyyy)	Account Balance	YTD Donations
Clubs more than two years old																
4473	ALGONAC	04/26/1940	Active	62	2	16	-18.42%	83	4	0	Y		N	11/2025	90+ Days	\$1,000.00
4720	ALMONT	03/08/1944	Active	41	1	0	2.50%	39		2	Y		N	09/2025		
4490	ANCHOR BAY	02/04/1958	Status Quo(2)	14	0	0	0.00%	14		0	Y	10		09/2025		
51591	APPLEGATE	04/26/1991	Active	15	0	0	0.00%	15		14	Y	5		11/2025		
4721	BAD AXE	01/11/1937	Active	35	0	1	-2.78%	31	51	2	Y		N	09/2025		
4478	BERVILLE	06/17/1948	Active	111	5	2	2.78%	114	2	0	Y		N	09/2025	90+ Days	
4482	CAPAC	01/28/1948	Active	15	0	0	0.00%	7		5	Y	9		09/2025		
4731	CARSONVILLE	06/13/1945	Status Quo(2)	22	0	1	-4.35%	23	5	1	Y		N	09/2025		
4739	CROSWELL	12/06/1946	Active	11	0	2	-15.38%	14	2	1	Y			07/2025		
127843	Deckerville	06/23/2016	Active	13	0	2	-13.33%	15	4	0	Y	2	N	09/2025		
4743	ELBA TOWNSHIP L C	03/13/1969	Active	4	0	0	0.00%	4		16	Y	5		09/2025		\$200.00
4744	ELKTON	02/10/1960	Active	47	3	4	-2.08%	56	3	0	Y		N	11/2025		
4489	EMMETT	02/09/1949	Active	51	0	0	0.00%	52		5	Y			09/2025		
4493	FORT GRATIOT TOWNSHIP	08/05/1948	Cancelled(6*)	0	0	0	0.00%	1		5	N	None		09/2025		
126382	Frieburg Saint Ignatius	12/29/2015	Active	20	0	0	0.00%	20		12	Y	11		09/2025		
4756	HADLEY	02/25/1969	Active	23	3	0	15.00%	21		0	Y		R	11/2025	90+ Days	
4757	HARBOR BEACH	11/11/1938	Status Quo(1)	4	0	0	0.00%	28		5	N	None		09/2025		
4496	HARSENS ISLAND	01/13/1948	Active	28	1	0	3.70%	27		3	Y	10	R	09/2025		
145510	Harsens Island Lioness's	03/03/2021	Active	28	0	0	0.00%	31		5	Y	6	R	09/2025		
4759	IMLAY CITY	04/05/1949	Active	13	0	0	0.00%	13		15	Y	4		09/2025		
4500	JEDDO	02/03/1965	Active	19	1	0	5.56%	16		4	Y		N	09/2025		
4763	LAPEER	02/26/1954	Active	10	0	0	0.00%	12		0	Y		IP	09/2025		
4765	LEXINGTON	09/06/1939	Active	17	0	2	-10.53%	15	19	4	Y	8	N	09/2025		
4506	MARINE CITY	11/17/1938	Active	7	0	0	0.00%	12		0	Y	4	R	09/2025		
4768	MARLETTE	05/16/1952	Active	26	2	0	8.33%	24		1	Y		N	11/2025		
Exc Award (06/30/2023, 06/30/2024)																
4507	MARYSVILLE	02/17/1941	Active	27	4	2	8.00%	26	25	0	Y		N	09/2025		\$200.00



## Club Health Assessment for District 11 D2 through November 2025

			Status							Membership					Reports				Finance		LCIF
Club Number	Club Name	Charter Date	Times in Status Quo in Past 2 Years	Current Member Count **	YTD Members Added	YTD Members Dropped	YTD Net Growth% ***	Member Count 1 Year Ago	Dropped Members Avg.Length of Service	Months Since Membership Update	Current Officers Reported ****	Current President Repeated Term	VP Reported *****	Last Date Reported Service (mm/yyyy)	Account Balance	YTD Donations					
Exc Award (06/30/2023)																					
4508	MEMPHIS	05/19/1941	Active	25	2	0	8.70%	28		4	Y		N	09/2025							
4769	METAMORA	09/25/1948	Active	76	5	7	-2.56%	71	9	0	Y	2	R	09/2025							
137272	Metamora Lioness	01/29/2019	Active	11	0	2	-15.38%	11	5	4	Y		N	07/2025							
4772	MINDEN CITY	06/29/1944	Active	11	1	5	-26.67%	15	6	0	Y	2		09/2025							
4776	NORTH BRANCH	10/06/1970	Active	25	4	0	19.05%	21		4	Y		IP	09/2025							
4778	OTTER LAKE	09/08/1964	Active	6	0	0	0.00%	6		15	Y	7	N	10/2025							
4779	OWENDALE	03/11/1959	Cancelled(6*)	0	0	1	-100.00%	9	66	3	N	None		07/2025							
4515	PEARL BEACH	10/02/1947	Active	21	5	0	31.25%	18		0	Y			09/2025		\$1,710.00					
51094	PECK	12/04/1990	Active	12	0	0	0.00%	11		6	Y	2	N	09/2025							
4782	PIGEON	10/20/1948	Active	39	0	0	0.00%	38		13	Y		N	09/2025							
4784	PORT AUSTIN	01/02/1941	Active	69	4	3	1.47%	70	10	1	Y	2	R	09/2025		\$1,500.00					
4517	PORT HURON HOST	02/18/1920	Active	49	15	0	44.12%	47		3	Y		N	09/2025		\$11,000.00					
4785	PORT SANILAC	12/17/1946	Active	4	1	0	33.33%	7		3	Y			09/2025							
4524	RUBY	10/12/1948	Active	23	0	0	0.00%	25		6	Y		R	09/2025							
4525	SAINT CLAIR	03/15/1926	Status Quo(1)	19	0	0	0.00%	15		10	N	None		09/2025	90+ Days						
4794	SANDUSKY	06/28/1937	Active	21	0	0	0.00%	26		5	Y		R	09/2025							
4800	UBLY	04/30/1940	Active	23	0	0	0.00%	24		0	Y		N	09/2025		\$2,750.00					
Exc Award (06/30/2021)																					
4796	USA	02/12/1959	Active	35	16	1	75.00%	20	34	0	Y		N	09/2025		\$4,020.00					
4540	YALE	01/14/1948	Active	33	0	0	0.00%	31		7	Y	8	R	09/2025							
Current Total Clubs Count	YTD New Clubs Count	YTD Cancelled Clubs Count	YTD Net Club Gain	Current Total Members Count	YTD Add	YTD Drop	YTD Net Growth	Member Count 12 Months Ago	Average Member Count Per Club	% of Clubs with less than 20 members	% No Officer Report in 12 Months	% of Clubs with balance 90+ days	Number of Clubs in Status Quo	% Status Quo Clubs in Financial Suspension	Number of Cancelled Clubs	Average Cancelled Club Age	Members Lost Due to Cancellation	% of Clubs Cancelled for Non-Financial Reasons			
43	0	2	-2	1,165	75	51	2.10%	1,206	27	42%	0%	12%	4	100%	2	72	1	100%			



Club Health Assessment for District 11 D2 through November 2025

			Status		Membership				Reports				Finance	LCIF		
Club Number	Club Name	Charter Date	Times in Status Quo in Past 2 Years	Current Member Count **	YTD Members Added	YTD Members Dropped	YTD Net Growth% ***	Member Count 1 Year Ago	Dropped Members Avg.Length of Service	Months Since Membership Update	Current Officers Reported ****	Current President Repeated Term	VP Reported *****	Last Date Reported Service (mm/yyyy)	Account Balance	YTD Donations

\* - P - Priority Club. Cancellation Reasons: 1-Objectives/conduct, 2-Non-active club, 5-Non-existing club, 6-Disbanding, 7-Merger, 8-Financial Suspension, 9-District/Multiple District Dues.

\*\* Red denotes below 15 active members.

\*\*\* Red denotes 20% + loss.

\*\*\*\* Y - all 3 (President, Secretary, Treasurer) club officers reported, N - not all 3 reported.

\*\*\*\*\* Abbreviation: N-New, IP-Immediate Past, R-Repeat.



## Club Health Assessment for District 11 E1 through November 2025

			Status	Membership						Reports				Finance	LCIF	
Club Number	Club Name	Charter Date	Times in Status Quo in Past 2 Years	Current Member Count **	YTD Members Added	YTD Members Dropped	YTD Net Growth% ***	Member Count 1 Year Ago	Dropped Members Avg.Length of Service	Months Since Membership Update	Current Officers Reported ****	Current President Repeated Term	VP Reported *****	Last Date Reported Service (mm/yyyy)	Account Balance	YTD Donations
Clubs more than two years old																
4806	ARCADIA	12/04/1970	Active	50	0	0	0.00%	52		5	Y		N	04/2025		
37417	BALDWIN	07/02/1979	Active	7	0	2	-22.22%	7	4	0	Y	4	R	04/2025		
Exc Award (06/30/2018)																
33996	BARRYTON	06/08/1977	Active	10	1	0	11.11%	9		4	Y	24		09/2022	90+ Days	
4661	BIG RAPIDS	02/22/1938	Active	22	0	0	0.00%	23		4	N		R	10/2025		\$1,000.00
Exc Award (06/30/2018)																
4814	CADILLAC	11/23/1943	Active	16	0	2	-11.11%	19	36	2	Y		N	09/2025		\$400.00
4815	CEDAR MAPLE CITY	10/05/1964	Active	22	1	0	4.76%	21		2	Y		N	09/2025		\$250.00
4708	CENTRAL MONTCALM	04/10/1935	Active	25	0	0	0.00%	25		5	Y	8	N	11/2025		\$150.00
36798	CHIPPEWA LAKE MECOSTA	03/30/1979	Active	17	0	0	0.00%	18		6	Y		IP	08/2025		
Exc Award (06/30/2023)																
4736	COLEMAN	09/06/1940	Active	22	0	2	-8.33%	23	24	0	Y		N	11/2025	90+ Days	\$210.00
Exc Award (06/30/2018, 06/30/2022, 06/30/2023, 06/30/2024)																
4669	CRYSTAL	11/26/1951	Active	28	0	0	0.00%	21		6	Y	3	R	08/2025		
Exc Award (06/30/2018)																
4672	EDMORE	07/27/1950	Active	18	0	0	0.00%	19		5	Y	2	R	12/2024	90+ Days	
4825	EMPIRE	01/12/1953	Active	69	4	3	1.47%	66	15	1	Y		N	10/2025		
Exc Award (06/30/2024)																
4826	EVART	04/18/1947	Active	17	0	0	0.00%	13		4	N	9		10/2025		
4674	FREMONT	05/03/1960	Active	25	0	0	0.00%	23		6	Y		N	10/2025		\$100.00
4681	GREENVILLE	05/11/1936	Active(1)	38	3	0	8.57%	37		0	Y	2	N	07/2025		\$1,000.00
4833	HARRISON	11/15/1967	Active(1)	25	8	5	13.64%	36	21	1	N			11/2025		\$300.00
36686	HART	03/09/1979	Active	18	0	1	-5.26%	16	1	2	Y		N	09/2025		\$500.00
4684	HOWARD CITY	02/26/1970	Active	10	2	0	25.00%	9		4	Y	5	R	09/2024	90+ Days	
4839	KALEVA	10/01/1962	Active	16	0	0	0.00%	16		5	Y	5		10/2025		\$100.00
41778	LAKE ANN	08/30/1982	Active	30	3	3	0.00%	32	9	0	Y		N	11/2025		
4692	LAKEVIEW	06/08/1959	Active	16	3	0	23.08%	13		1	Y		N	10/2025		
36096	LUTHER	10/05/1978	Active	42	2	1	2.44%	52	0	1	Y	3	R	03/2025	90+ Days	\$200.00



## Club Health Assessment for District 11 E1 through November 2025

			Status	Membership						Reports				Finance	LCIF	
Club Number	Club Name	Charter Date	Times in Status Quo in Past 2 Years	Current Member Count **	YTD Members Added	YTD Members Dropped	YTD Net Growth% ***	Member Count 1 Year Ago	Dropped Members Avg.Length of Service	Months Since Membership Update	Current Officers Reported ****	Current President Repeated Term	VP Reported *****	Last Date Reported Service (mm/yyyy)	Account Balance	YTD Donations
4846	MANISTEE	05/07/1957	Active	11	0	0	0.00%	11		4	Y		N	09/2024	90+ Days	
4848	MESICK	04/21/1952	Active	16	1	0	6.67%	13		5	Y	3		12/2024		\$300.00
4770	MIDLAND	12/19/1933	Active	48	2	1	2.13%	52	65	0	Y	2	R	11/2025		\$1,500.00
Exc Award (06/30/2018)																
4698	MOUNT PLEASANT	05/04/1939	Active	41	1	1	0.00%	45	0	0	Y		N	07/2025	90+ Days	
4850	NORTHPORT	11/05/1952	Active	61	22	1	52.50%	45	0	0	Y		N	08/2025		
4852	ONEKAMA	05/01/1967	Active	39	5	0	14.71%	39		2	Y		N	08/2025		\$500.00
4703	REMUS	10/05/1938	Active	6	0	0	0.00%	7		10	Y	18		05/2024		
39132	SAND LAKE	12/22/1980	Active	4	0	0	0.00%	4		21	Y	9		11/2025		
4707	SHEPHERD	05/05/1972	Active	15	3	0	25.00%	13		0	Y	3	N	11/2025		
4713	STANWOOD	08/30/1966	Active	16	0	5	-23.81%	21	11	4	Y	3	N	11/2025		
Exc Award (06/30/2022)																
4861	TRAVERSE CITY	09/29/1943	Active	10	0	0	0.00%	10		17	Y	8	R	11/2024		
4715	WEIDMAN	01/17/1957	Active	24	1	2	-4.00%	25	2	0	Y		N	11/2025		\$1,000.00
Exc Award (06/30/2018)																
4716	WHITE CLOUD	10/21/1970	Active	43	0	4	-8.51%	46	26	1	Y		N	10/2025		\$100.00
Exc Award (06/30/2018, 06/30/2019, 06/30/2020, 06/30/2021, 06/30/2023, 06/30/2024)																

Clubs Cancelled Previous Fiscal Year – Clubs Cancelled within last 12 months may be reinstated

Club Number	Club Name	Charter Date	Current Status*	Cancellation Date
4664	CARSON CITY	07/10/1934	Cancelled(6*)	05/29/2025
4827	FRANKFORT	02/25/1953	Cancelled(6*)	06/29/2025
33206	VESTABURG	01/18/1977	Cancelled(6*)	09/29/2024

Current Total Clubs Count	YTD New Clubs Count	YTD Cancelled Clubs Count	YTD Net Club Gain	Current Total Members Count	YTD Add	YTD Drop	YTD Net Growth	Member Count 12 Months Ago	Average Member Count Per Club	% of Clubs with less than 20 members	% No Officer Report in 12 Months	% of Clubs with balance 90+ days	Number of Clubs in Status Quo	% Status Quo Clubs in Financial Suspension	Number of Cancelled Clubs	Average Cancelled Club Age	Members Lost Due to Cancellation	% of Clubs Cancelled for Non-Financial Reasons
35	0	0	0	877	62	33	3.42%	881	25	49%	0%	20%	0	0%	0	0	0	0%





Club Health Assessment for District 11 E1 through November 2025

			Status		Membership					Reports					Finance	LCIF
Club Number	Club Name	Charter Date	Times in Status Quo in Past 2 Years	Current Member Count **	YTD Members Added	YTD Members Dropped	YTD Net Growth% ***	Member Count 1 Year Ago	Dropped Members Avg.Length of Service	Months Since Membership Update	Current Officers Reported ****	Current President Repeated Term	VP Reported *****	Last Date Reported Service (mm/yyyy)	Account Balance	YTD Donations

\* - P - Priority Club. Cancellation Reasons: 1-Objectives/conduct, 2-Non-active club, 5-Non-existing club, 6-Disbanding, 7-Merger, 8-Financial Suspension, 9-District/Multiple District Dues.

\*\* Red denotes below 15 active members.

\*\*\* Red denotes 20% + loss.

\*\*\*\* Y - all 3 (President, Secretary, Treasurer) club officers reported, N - not all 3 reported.

\*\*\*\*\* Abbreviation: N-New, IP-Immediate Past, R-Repeat.



# Club Health Assessment for District 11 E2 through November 2025

			Status	Membership						Reports				Finance	LCIF	
Club Number	Club Name	Charter Date	Times in Status Quo in Past 2 Years	Current Member Count **	YTD Members Added	YTD Members Dropped	YTD Net Growth% ***	Member Count 1 Year Ago	Dropped Members Avg.Length of Service	Months Since Membership Update	Current Officers Reported ****	Current President Repeated Term	VP Reported *****	Last Date Reported Service (mm/yyyy)	Account Balance	YTD Donations
Clubs more than two years old																
4805	ALPENA	11/22/1926	Active	39	1	7	-13.33%	51	11	0	N	2	N	09/2025		\$347.00
40102	ALPENA EVENING	06/29/1981	Active	5	0	0	0.00%	5		49	Y	5		05/2023		
4810	BEAVERTON	12/08/1943	Active	30	0	1	-3.23%	32	40	3	Y	2	R	11/2025		
4813	BOYNE VALLEY L C	05/03/1967	Active	24	0	5	-17.24%	28	15	0	Y	3	N	10/2025		
	Exc Award (06/30/2018)															
4816	CENTRAL LAKE	05/23/1950	Active	62	7	0	12.73%	60		2	Y		N	10/2025		\$300.00
	Exc Award (06/30/2021)															
4817	CHARLEVOIX	10/18/1961	Active	65	4	1	4.84%	61	6	0	Y		IP	10/2025	90+ Days	\$500.00
4818	CHEBOYGAN	06/02/1958	Active	6	0	1	-14.29%	7	7	0	Y	3	R	09/2025		\$100.00
4820	EAST JORDAN	02/21/1968	Active	37	1	0	2.78%	39		4	Y			11/2025		\$750.00
	Exc Award (06/30/2024)															
4823	ELK RAPIDS	06/04/1969	Active	8	0	0	0.00%	9		4	Y	3	N	08/2025		\$1,000.00
36866	GLENNIE	04/20/1979	Active	14	0	0	0.00%	14		5	Y	13	N	11/2024		\$200.00
31846	GRAYLING INC	03/15/1976	Active	10	0	1	-9.09%	12	14	3	Y	3	R	09/2025		\$250.00
4831	HALE	08/20/1958	Active	6	0	0	0.00%	20		4	N	7	R	05/2025		
4834	HARRISVILLE	06/05/1940	Active	21	0	2	-8.70%	22	17	0	Y	12	R	12/2018		
39134	HILLMAN	12/05/1980	Active	17	2	0	13.33%	15		4	Y	7		10/2025		\$359.00
	Exc Award (06/30/2021)															
4836	HUBBARD LAKE	11/22/1971	Active	13	0	0	0.00%	15		6	Y	2	N	08/2025		
4837	INDIAN RIVER	03/31/1953	Active	27	4	0	17.39%	26		0	Y	8	R	10/2025		
4841	LEWISTON	05/22/1952	Active	22	2	0	10.00%	19		1	Y	2	N	08/2025		\$100.00
75898	LEWISTON LIONESS	06/30/2003	Active	33	0	2	-5.71%	42	12	1	Y		N	10/2025		\$50.00
4842	LINCOLN	02/15/1945	Active	75	16	3	20.97%	60	19	0	Y	2	R	04/2023		
4844	MACKINAW CITY	09/16/1947	Active	18	3	3	0.00%	23	25	3	Y	2	R	11/2025		\$10.00
4849	MIO	10/11/1946	Active	16	0	0	0.00%	14		9	Y	9		11/2025		\$500.00
4853	OSCODA	10/03/1963	Active	63	1	0	1.61%	58		3	Y			07/2025		\$80.00
4855	PETOSKEY	08/24/1943	Active	10	0	0	0.00%	10		19	Y	5		08/2025		
29836	ROSCOMMON HIGGINS LAKE	10/11/1974	Active	14	0	0	0.00%	14		5	Y		N	09/2025		\$500.00



## Club Health Assessment for District 11 E2 through November 2025

INTERNATIONAL

Club Number	Club Name	Charter Date	Status	Membership					Reports				Finance	LCIF	
			Times in Status Quo in Past 2 Years	Current Member Count **	YTD Members Added	YTD Members Dropped	YTD Net Growth***	Member Count 1 Year Ago	Dropped Members Avg.Length of Service	Months Since Membership Update	Current Officers Reported ****	Current President Repeated Term	VP Reported *****	Last Date Reported Service (mm/yyyy)	Account Balance
4858	ROSE CITY	06/30/1954	Active	11	0	0	0.00%	14		5	Y	3	12/2023		

Clubs Cancelled Previous Fiscal Year – Clubs Cancelled within last 12 months may be reinstated

Club Number	Club Name	Charter Date	Current Status*	Cancellation Date
4835	HOUGHTON LAKE	03/14/1960	Cancelled(6*)	01/29/2025

Current Total Clubs Count	YTD New Clubs Count	YTD Cancelled Clubs Count	YTD Net Club Gain	Current Total Members Count	YTD Add	YTD Drop	YTD Net Growth	YTD Net Growth %	Member Count 12 Months Ago	Average Member Count Per Club	% of Clubs with less than 20 members	% No Officer Report in 12 Months	% of Clubs with balance 90+ days	Number of Clubs in Status Quo	% Status Quo Clubs in Financial Suspension	Number of Cancelled Clubs	Average Cancelled Club Age	Members Lost Due to Cancellation	% of Clubs Cancelled for Non-Financial Reasons
25	0	0	0	646	41	26	15	2.38%	670	26	52%	0%	4%	0	0%	0	0	0	0%

\* - P - Priority Club. Cancellation Reasons: 1-Objectives/conduct, 2-Non-active club, 5-Non-existing club, 6-Disbanding, 7-Merger, 8-Financial Suspension, 9-District/Multiple District Dues.

\*\* Red denotes below 15 active members.

\*\*\* Red denotes 20% + loss.

\*\*\*\* Y - all 3 (President, Secretary, Treasurer) club officers reported, N - not all 3 reported.

\*\*\*\*\* Abbreviation: N-New, IP-Immediate Past, R-Repeat.




# Club Health Assessment for District 25 A through November 2025

			Status	Membership						Reports				Finance		LCIF
Club Number	Club Name	Charter Date	Times in Status Quo in Past 2 Years	Current Member Count **	YTD Members Added	YTD Members Dropped	YTD Net Growth% ***	Member Count 1 Year Ago	Dropped Members Avg.Length of Service	Months Since Membership Update	Current Officers Reported ****	Current President Repeated Term	VP Reported *****	Last Date Reported Service (mm/yyyy)	Account Balance	YTD Donations
Clubs more than two years old																
9405	BASS LAKE	07/07/1948	Active	28	1	0	3.70%	25		3	Y	5	N	09/2025		
	Exc Award (06/30/2025)															
9409	CEDAR LAKE	04/08/1947	Active	12	0	0	0.00%	12		15	Y	2		12/2024		
	Exc Award (06/30/2018)															
9410	CHESTERTON	10/04/1933	Active	23	0	2	-8.00%	24	47	0	Y		N	11/2025		
9411	CROWN POINT	09/23/1943	Active	48	2	0	4.35%	46		2	Y		N	11/2025		
	Exc Award (06/30/2019, 06/30/2023, 06/30/2024)															
32723	DOOR VILLAGE	09/27/1976	Active	26	0	0	0.00%	29		5	Y		N	11/2025		\$10.00
	Exc Award (06/30/2018, 06/30/2023, 06/30/2024)															
39865	EAST CHICAGO EVENING	05/11/1981	Active	19	0	2	-9.52%	22	4	3	Y		N	11/2025		
	Exc Award (06/30/2018)															
9416	FRANCESVILLE	05/14/1943	Status Quo(1)	5	0	0	0.00%	5		15	N	10		03/2025	90+ Days	
149293	Gary NWI	01/19/2022	Active	6	0	0	0.00%	6		15	Y	5	N	03/2025		
9419	GOODLAND	04/06/1960	Active	15	0	0	0.00%	16		5	Y	21		04/2025		
9420	GRIFFITH	10/04/1940	Active	19	0	1	-5.00%	18	17	0	Y	2	N	08/2025		
	Exc Award (06/30/2017, 06/30/2018)															
9421	HAMLET	09/22/1944	Active	37	2	3	-2.63%	37	2	0	Y	4		08/2025	90+ Days	\$600.00
	Exc Award (06/30/2017, 06/30/2018)															
9426	HANNA	05/28/1947	Active	12	0	2	-14.29%	14	4	0	Y	6	R	12/2024		
	Exc Award (06/30/2019)															
9427	HEBRON	04/10/1969	Active	21	0	0	0.00%	19		7	Y	2	R	04/2025		
	Exc Award (06/30/2018)															
9428	HIGHLAND	08/06/1943	P- Active	2	0	0	0.00%	0		5	N	2		06/2025		
9429	HOBART	03/06/1929	Active	13	0	0	0.00%	15		4	Y	5	R	11/2025		\$635.00
	Exc Award (06/30/2017, 06/30/2018)															
9413	INDIANA HARBOR EAST CHICAGO	07/13/1926	Active	24	0	0	0.00%	26		4	Y	2	R	10/2025		
	Exc Award (06/30/2018)															
9432	KOONTZ LAKE L C	07/13/1959	Active	18	2	2	0.00%	20	7	0	Y		R	10/2025		\$150.00
9433	KOUTS	11/25/1959	Active	17	1	2	-5.56%	18	3	0	Y	6	R	08/2025		\$1,000.00




# Club Health Assessment for District 25 A through November 2025

			Status	Membership						Reports				Finance	LCIF	
Club Number	Club Name	Charter Date	Times in Status Quo in Past 2 Years	Current Member Count **	YTD Members Added	YTD Members Dropped	YTD Net Growth***	Member Count 1 Year Ago	Dropped Members Avg.Length of Service	Months Since Membership Update	Current Officers Reported ****	Current President Repeated Term	VP Reported *****	Last Date Reported Service (mm/yyyy)	Account Balance	YTD Donations
Exc Award (06/30/2017, 06/30/2018)			Active	25	0	1	-3.85%	23	44	3	Y	4		10/2024	90+ Days	\$10.00
9434	LA CROSSE	07/28/1958														
Exc Award (06/30/2018)			Active	18	1	0	5.88%	21		2	Y		R	09/2025	90+ Days	
9436	LA PORTE	08/24/1936														
Exc Award (06/30/2018)			Active	22	2	5	-12.00%	22	1	3	Y		N	10/2025		\$10.00
9414	LAKE STATION	01/24/1938														
Exc Award (06/30/2018, 06/30/2019)			Active	66	6	4	3.13%	59	10	1	Y		N	11/2025		\$1,650.00
32724	LAKES OF THE FOUR SEASONS	09/15/1976														
Exc Award (06/30/2018, 06/30/2019, 06/30/2022)			Active	26	3	8	-16.13%	30	14	1	Y		N	11/2025		\$10.00
9437	LOWELL	04/06/1938														
Exc Award (06/30/2018)			Active	11	0	0	0.00%	13		5	Y	2	N	07/2025		
9439	MERRILLVILLE	09/30/1946														
Exc Award (06/30/2016, 06/30/2017, 06/30/2018)			Active	14	0	0	0.00%	18		5	Y	2		09/2024		
9441	MICHIANA	04/18/1973														
Exc Award (06/30/2016, 06/30/2017, 06/30/2018)			Active	18	0	5	-21.74%	23	3	0	Y	4	N	05/2025		
83164	MILL CREEK COMMUNITY	08/09/2004														
Exc Award (06/30/2018)			Active	14	0	1	-6.67%	15	4	1	Y	18	R	10/2025		
9444	MONTEREY	03/19/1948														
Exc Award (06/30/2018)			Active	8	0	0	0.00%	9		5	N	2		07/2024		
9445	MOROCCO	03/05/1951														
Exc Award (06/30/2018)			Active	67	5	2	4.69%	67	13	0	Y		N	11/2025		\$2,895.00
9446	MUNSTER	01/12/1938														
Exc Award (06/30/2018)			Active	46	4	1	6.98%	41	27	1	Y			10/2025		\$5,100.00
9447	OGDEN DUNES	11/17/1958														
Exc Award (06/30/2018)			Active	2	0	10	-83.33%	12	11	2	Y	4		04/2025		
9448	PORTAGE	06/14/1955														
Exc Award (06/30/2017, 06/30/2018)			Active	11	0	0	0.00%	11		15	N	None		04/2025		
28017	REMINGTON	02/26/1974														
Exc Award (06/30/2018)			Active	23	1	1	0.00%	22	2	0	Y	5	N	07/2025		
9449	RENSSELAER	10/28/1943														
Exc Award (06/30/2018)			Active	11	0	0	0.00%	13		9	Y	3	R	05/2025		
9450	ROLLING PRAIRIE	05/17/1939														
Exc Award (06/30/2019)			Active	20	2	2	0.00%	21	6	3	Y		N	09/2025		\$520.00
9454	SCHERERVILLE	08/12/1946														
Exc Award (06/30/2017, 06/30/2019, 06/30/2022, 06/30/2023)			Active	27	2	1	3.85%	25	4	2	Y		R	08/2025		\$100.00
40860	SCHERERVILLE CENTRAL	02/19/1982														



## Club Health Assessment for District 25 A through November 2025

<div>International Brotherhood of Teamsters</div>						Status				Membership				Reports				Finance		LCIF	
						Times in Status Quo in Past 2 Years	Current Member Count **	YTD Members Added	YTD Members Dropped	YTD Net Growth% ***	Member Count 1 Year Ago	Dropped Members Avg.Length of Service	Months Since Membership Update	Current Officers Reported ****	Current President Repeated Term	VP Reported *****	Last Date Reported Service (mm/yyyy)	Account Balance	YTD Donations		
Club Number	Club Name	Charter Date																			
9457	SOUTH HAVEN L C	11/03/1965	Active	39	0	5	-11.36%	43	17	0	Y	2	R	11/2025	90+ Days	\$700.00					
Exc Award (06/30/2018, 06/30/2019)																					
9452	ST JOHN	02/12/1957	Active	22	1	0	4.76%	22		2	Y	2	R	11/2025			\$1,400.00				
9458	STAR CITY	10/27/1972	Active	31	0	1	-3.13%	35	16	3	Y		N	10/2024							
31211	UNION MILLS	09/30/1975	Active	26	1	2	-3.70%	30	16	2	Y		N	01/2025							
Exc Award (06/30/2017)																					
9460	VALPARAISO	09/18/1939	Active	23	0	0	0.00%	19		7	Y	6	R	06/2025							
Exc Award (06/30/2017)																					
9461	WANATAH	09/25/1944	Active	27	0	0	0.00%	33		7	Y	3		09/2024							
Exc Award (06/30/2017, 06/30/2019, 06/30/2021)																					
9462	WESTVILLE	05/26/1943	Active	62	0	0	0.00%	60		4	Y		N	11/2025			\$560.00				
Exc Award (06/30/2018, 06/30/2019)																					
9463	WHEATFIELD	06/24/1947	Active	22	0	0	0.00%	22		0	Y	19		08/2025			\$100.00				
Exc Award (06/30/2017, 06/30/2019)																					
9464	WHITING	06/07/1929	Active	18	0	0	0.00%	18		15	N	7		04/2025							
42769	WINAMAC	06/13/1983	Active	18	0	0	0.00%	18		7	Y		N	11/2025							
Exc Award (06/30/2018, 06/30/2019)																					
Current Total Clubs Count	YTD New Clubs Count	YTD Cancelled Clubs Count	YTD Net Club Gain	Current Total Members Count	YTD Add	YTD Drop	YTD Net Growth	YTD Net Growth %	Member Count 12 Months Ago	Average Member Count Per Club	% of Clubs with less than 20 members	% No Officer Report in 12 Months	% of Clubs with balance 90+ days	Number of Clubs in Status Quo	% Status Quo Clubs in Financial Suspension	Number of Cancelled Clubs	Average Cancelled Club Age	Members Lost Due to Cancellation	% of Clubs Cancelled for Non-Financial Reasons		
46	0	0	0	1,062	36	63	-27	-2.48%	1,097	23	48%	0%	11%	1	100%	0	0	0	0%		

\* - P - Priority Club. Cancellation Reasons: 1-Objectives/conduct, 2-Non-active club, 5-Non-existing club, 6-Disbanding, 7-Merger, 8-Financial Suspension, 9-District/Multiple District Dues.

\*\* Red denotes below 15 active members.

\*\*\* Red denotes 20% + loss.

\*\*\*\* Y - all 3 (President, Secretary, Treasurer) club officers reported, N - not all 3 reported.

\*\*\*\*\* Abbreviation: N-New, IP-Immediate Past, R-Repeat.



## Club Health Assessment for District 25 B through November 2025

			Status	Membership						Reports				Finance		LCIF
Club Number	Club Name	Charter Date	Times in Status Quo in Past 2 Years	Current Member Count **	YTD Members Added	YTD Members Dropped	YTD Net Growth% ***	Member Count 1 Year Ago	Dropped Members Avg.Length of Service	Months Since Membership Update	Current Officers Reported ****	Current President Repeated Term	VP Reported *****	Last Date Reported Service (mm/yyyy)	Account Balance	YTD Donations
Clubs more than two years old																
9465	ALBION	10/22/1952	Active	45	1	5	-8.16%	51	15	0	Y		N	09/2025	90+ Days	\$45.00
	Exc Award (06/30/2017, 06/30/2018, 06/30/2019, 06/30/2024)															
9466	ANDREWS	05/24/1945	Active	20	6	6	0.00%	23	6	1	N			11/2025		\$20.00
	Exc Award (06/30/2017)															
9467	ANGOLA	02/14/1929	Active	14	0	0	0.00%	16		4	Y	5		10/2024		\$676.00
9468	ANTHONY WAYNE L C	12/07/1972	Active	37	3	0	8.82%	34		4	Y	3		12/2024		\$100.00
	Exc Award (06/30/2018)															
9469	ARCOLA	09/23/1949	Active	20	2	1	5.26%	21	2	0	Y		N	11/2025		\$250.00
9471	AUBURN	05/29/1928	Active(1)	27	0	0	0.00%	27		0	N	None		09/2025		
	Exc Award (06/30/2016)															
60829	AUBURN CLASSIC NOON	06/01/1998	Active	33	0	0	0.00%	38		3	Y		N	11/2025		
	Exc Award (06/30/2016)															
9474	BIPPUS	05/10/1948	Active	14	0	0	0.00%	15		6	Y	9	R	10/2024		
9475	BLUFFTON	09/29/1947	Active	19	0	0	0.00%	19		2	Y	2	N	10/2025		
	Exc Award (06/30/2017, 06/30/2018, 06/30/2019)															
9478	CEDAR CREEK	10/23/1951	Active	0	0	11	-100.00%	15	23	0	N	None		08/2024	90+ Days	
	Exc Award (06/30/2016)															
9479	CHURUBUSCO	03/26/1956	Active	8	0	0	0.00%	8		6	Y		N	09/2025		\$40.00
32072	CLEAR LAKE	04/21/1976	Active	13	0	0	0.00%	13		17	N	5		07/2025		
61290	COLUMBIA CITY	11/30/1998	Active	9	0	0	0.00%	6		5	Y			06/2025		
9481	CROMWELL KIMMEL L C	07/23/1945	Active	22	0	1	-4.35%	26	37	2	Y		N	11/2025	90+ Days	
	Exc Award (06/30/2016)															
9482	DECATUR	12/21/1926	Active	9	0	0	0.00%	9		20	Y	9		10/2024		
97418	FORT WAYNE CHAPEL RIDGE	06/30/2006	Active	13	0	0	0.00%	13		5	N	None		09/2025	90+ Days	\$1,200.00
	Exc Award (06/30/2018)															
9489	FORT WAYNE MC MILLEN PARK	11/27/1953	Active	5	0	0	0.00%	5		17	Y	10		09/2025		\$40.00
	Exc Award (06/30/2017)															
9494	HAMILTON	06/29/1939	Active	29	0	0	0.00%	26		6	N			07/2025		



# Club Health Assessment for District 25 B through November 2025

			Status	Membership						Reports				Finance	LCIF	
Club Number	Club Name	Charter Date	Times in Status Quo in Past 2 Years	Current Member Count **	YTD Members Added	YTD Members Dropped	YTD Net Growth% ***	Member Count 1 Year Ago	Dropped Members Avg.Length of Service	Months Since Membership Update	Current Officers Reported ****	Current President Repeated Term	VP Reported *****	Last Date Reported Service (mm/yyyy)	Account Balance	YTD Donations
Exc Award (06/30/2018, 06/30/2020)																
9495	HARLAN	08/23/1944	Active	11	0	1	-8.33%	12	48	4	N	None		04/2025		
9496	HERITAGE L C	02/03/1971	Active	25	0	1	-3.85%	26	5	2	Y		N	09/2025		
Exc Award (06/30/2016, 06/30/2022)																
9497	HOWE	05/01/1944	Active	12	0	0	0.00%	17		3	Y	2		10/2025		
Exc Award (06/30/2018)																
9498	HUNTERTOWN	06/15/1953	Active	30	4	1	11.11%	29	46	1	Y	3		06/2025		
Exc Award (06/30/2016, 06/30/2017, 06/30/2019)																
9499	HUNTINGTON	11/13/1946	Active	14	1	1	0.00%	17	12	1	Y	2	N	06/2025		
9500	KENDALLVILLE	12/09/1925	Active	32	0	0	0.00%	35		3	N		N	10/2025		
Exc Award (06/30/2018, 06/30/2019)																
9503	LAND OF LAKES	10/08/1956	Active	36	0	0	0.00%	36		11	Y	2		10/2025		
9504	LARWILL	08/25/1952	Active	9	0	1	-10.00%	16	1	0	Y	9	R	11/2025		
Exc Award (06/30/2016)																
9506	LIGONIER	03/03/1955	Active	30	0	1	-3.23%	29	4	1	Y		N	09/2025		
Exc Award (06/30/2023, 06/30/2025)																
9508	MONGO	06/26/1953	Active	8	0	0	0.00%	8		6	Y	6	R	11/2025		
9509	MONROE	08/14/1953	Active	22	1	0	4.76%	21		0	Y		N	11/2025		\$1,100.00
Exc Award (06/30/2017, 06/30/2018, 06/30/2020, 06/30/2022)																
64471	MONROEVILLE	06/28/2001	Active	37	3	3	0.00%	39	19	2	Y		IP	11/2025		\$60.00
Exc Award (06/30/2016, 06/30/2017, 06/30/2018, 06/30/2019, 06/30/2020, 06/30/2023)																
9511	NEW HAVEN	01/12/1956	Active	23	1	1	0.00%	24	21	2	Y		N	09/2025		\$82.50
Exc Award (06/30/2017, 06/30/2018, 06/30/2022, 06/30/2024)																
9512	ORLAND	01/16/1948	Active	16	0	1	-5.88%	17	46	4	Y		IP	11/2025		\$200.00
Exc Award (06/30/2018, 06/30/2023)																
9513	OSSIAN	09/24/1942	Active	12	0	0	0.00%	11		5	Y	11		11/2025		\$60.00
Exc Award (06/30/2016, 06/30/2017)																
9515	PLEASANT LAKE	05/09/1930	Active	49	5	0	11.36%	43		0	Y		N	04/2025		\$1,000.00
Exc Award (06/30/2016)																





## Club Health Assessment for District 25 B through November 2025

			Status	Membership						Reports				Finance		LCIF		
Club Number	Club Name	Charter Date	Times in Status Quo in Past 2 Years	Current Member Count **	YTD Members Added	YTD Members Dropped	YTD Net Growth% ***	Member Count 1 Year Ago	Dropped Members Avg.Length of Service	Months Since Membership Update	Current Officers Reported ****	Current President Repeated Term	VP Reported *****	Last Date Reported Service (mm/yyyy)	Account Balance	YTD Donations		
32725	ROANOKE	09/03/1976	Active	29	3	0	11.54%	26		0	Y	2	R	11/2025	90+ Days	\$900.00		
	Exc Award (06/30/2017)																	
9517	ROME CITY BRIMFIELD	01/11/1956	Active	27	0	2	-6.90%	29	53	0	Y			04/2025				
46283	SOUTH MILFORD	06/02/1986	Active	28	1	0	3.70%	29		2	N			05/2025				
	Exc Award (06/30/2016)																	
9518	ST JOE	08/09/1940	Active	11	0	5	-31.25%	16	5	0	Y			04/2025				
	Exc Award (06/30/2016)																	
9523	STROH	03/19/1951	Active	24	0	0	0.00%	24		6	Y		N	10/2024	90+ Days			
9524	TRI LAKES	02/24/1955	Active	15	1	0	7.14%	12		2	Y	7	R	11/2025				
39142	UNION TOWNSHIP L C	12/31/1980	Active	12	0	0	0.00%	13		2	Y	3	R	09/2025				
	Exc Award (06/30/2017, 06/30/2018, 06/30/2019)																	
9527	WATERLOO	01/22/1929	Active(1)	16	0	0	0.00%	19		4	Y	2	R	10/2024				
	Exc Award (06/30/2018)																	
9529	WOLCOTTVILLE	01/15/1929	Active	16	1	1	0.00%	16	4	1	Y			04/2025		\$300.00		
9531	WOODBURN	05/06/1938	Active	29	0	0	0.00%	29		17	N	None		04/2025				
	Exc Award (06/30/2016)																	

Clubs Cancelled Previous Fiscal Year – Clubs Cancelled within last 12 months may be reinstated

Club Number	Club Name	Charter Date	Current Status*	Cancellation Date
9532	ZANESVILLE	08/24/1956	Cancelled(6*)	06/29/2025

Current Total Clubs Count	YTD New Clubs Count	YTD Cancelled Clubs Count	YTD Net Club Gain	Current Total Members Count	YTD Add	YTD Drop	YTD Net Growth	YTD Net Growth %	Member Count 12 Months Ago	Average Member Count Per Club	% of Clubs with less than 20 members	% No Officer Report in 12 Months	% of Clubs with balance 90+ days	Number of Clubs in Status Quo	% Status Quo Clubs in Financial Suspension	Number of Cancelled Clubs	Average Cancelled Club Age	Members Lost Due to Cancellation	% of Clubs Cancelled for Non-Financial Reasons
44	0	0	0	910	33	43	-10	-1.09%	958	21	50%	5%	14%	0	0%	0	0	0	0%

\* - P - Priority Club. Cancellation Reasons: 1-Objectives/conduct, 2-Non-active club, 5-Non-existing club, 6-Disbanding, 7-Merger, 8-Financial Suspension, 9-District/Multiple District Dues.

\*\* Red denotes below 15 active members.

\*\*\* Red denotes 20% + loss.

\*\*\*\* Y - all 3 (President, Secretary, Treasurer) club officers reported, N - not all 3 reported.

\*\*\*\*\* Abbreviation: N-New, IP-Immediate Past, R-Repeat.



## Club Health Assessment for District 25 C through November 2025

			Status		Membership					Reports				Finance		LCIF
Club Number	Club Name	Charter Date	Times in Status Quo in Past 2 Years	Current Member Count **	YTD Members Added	YTD Members Dropped	YTD Net Growth% ***	Member Count 1 Year Ago	Dropped Members Avg.Length of Service	Months Since Membership Update	Current Officers Reported ****	Current President Repeated Term	VP Reported *****	Last Date Reported Service (mm/yyyy)	Account Balance	YTD Donations
Clubs more than two years old																
9533	ATTICA	06/25/1941	Active	4	0	0	0.00%	4		20	N	None		07/2025		
	Exc Award (06/30/2018)															
9534	BAINBRIDGE	05/09/1944	Active	8	2	0	33.33%	6		1	Y	5		10/2025		
9535	BATTLE GROUND	11/19/1973	Active	14	0	0	0.00%	16		11	Y	4		05/2025		
	Exc Award (06/30/2018)															
78032	BRAZIL	01/05/2004	Active	16	0	0	0.00%	17		1	Y		N	11/2025		
	Exc Award (06/30/2016, 06/30/2022)															
49079	BROOKSTON	12/13/1988	Active	40	0	0	0.00%	34		7	Y	6		03/2025		
	Exc Award (06/30/2017)															
9536	BROWNSBURG	01/18/1929	Active	63	2	0	3.28%	65		2	Y		N	10/2025		\$1,310.00
	Exc Award (06/30/2016, 06/30/2017, 06/30/2021, 06/30/2023)															
9539	CAMDEN	10/11/1951	Active(1)	13	0	0	0.00%	13		4	N	None		10/2024		
	Exc Award (06/30/2017)															
9540	CAYUGA	07/16/1941	Active	20	2	1	5.26%	19	26	1	N	12		03/2025		
	Exc Award (06/30/2018)															
9542	CLINTON	02/24/1943	Active	92	0	1	-1.08%	95	2	2	Y	2	R	11/2025		
	Exc Award (06/30/2023, 06/30/2024)															
9543	CLOVERDALE	03/25/1943	Active	18	0	0	0.00%	18		4	Y		IP	11/2025		
	Exc Award (06/30/2016)															
9544	COLFAX	05/22/1963	Active	22	0	0	0.00%	22		22	Y	10	R	05/2025		
	Exc Award (06/30/2016, 06/30/2017, 06/30/2018)															
9546	CRAWFORDSVILLE	01/21/1932	Active	5	0	0	0.00%	5		6	Y	12	R	11/2025		
9547	DELPHI	05/25/1950	Active	43	5	0	13.16%	39		1	Y		N	09/2025	90+ Days	
	Exc Award (06/30/2018)															
43725	EARL PARK COMMUNITY	04/26/1984	Active	17	0	0	0.00%	17		4	Y	5	R	06/2025		
	Exc Award (06/30/2018)															
9663	EMINENCE	02/23/1968	Active	12	0	0	0.00%	12		20	N	None		05/2025		
9549	FLORA	02/14/1967	Active	45	0	0	0.00%	45		8	N	None		07/2024		
	Exc Award (06/30/2016, 06/30/2017, 06/30/2018)															




# Club Health Assessment for District 25 C through November 2025

			Status	Membership						Reports				Finance	LCIF	
Club Number	Club Name	Charter Date	Times in Status Quo in Past 2 Years	Current Member Count **	YTD Members Added	YTD Members Dropped	YTD Net Growth% ***	Member Count 1 Year Ago	Dropped Members Avg.Length of Service	Months Since Membership Update	Current Officers Reported ****	Current President Repeated Term	VP Reported *****	Last Date Reported Service (mm/yyyy)	Account Balance	YTD Donations
9550	FRANKFORT	12/14/1937	Active	23	1	1	0.00%	19	10	3	Y	2	N	11/2025	90+ Days	
Exc Award (06/30/2018, 06/30/2025)																
9668	GOSPORT	02/14/1930	Active	19	0	1	-5.00%	11	3	3	Y		IP	08/2025		
Exc Award (06/30/2016)																
9552	GREENCASTLE	10/16/1947	Active	13	0	0	0.00%	19		4	N	None		07/2025		
Exc Award (06/30/2016, 06/30/2017)																
135358	Indiana Cyber	06/25/2018	Active	2	1	2	-33.33%	10	7	0	N	None		07/2024		
Exc Award (06/30/2020, 06/30/2021)																
46634	JAMESTOWN COMMUNITY	11/21/1986	Active	14	0	0	0.00%	13		9	Y	8		11/2025		
Exc Award (06/30/2016, 06/30/2025)																
9555	LADOGA	01/10/1940	Active	36	0	0	0.00%	36		4	N	None		06/2025		
Exc Award (06/30/2016)																
9556	LAFAYETTE	03/27/1920	Active	31	0	0	0.00%	33		1	Y		N	09/2025		
Exc Award (06/30/2017, 06/30/2018, 06/30/2019, 06/30/2020, 06/30/2021, 06/30/2023)																
9557	LEBANON	04/17/1936	Active	14	0	1	-6.67%	17	11	2	Y			10/2025		\$250.00
9558	LIZTON	06/12/1950	Active	19	0	0	0.00%	17		5	Y	3	R	11/2025		
Exc Award (06/30/2017, 06/30/2018, 06/30/2019, 06/30/2020)																
9560	LUCERNE	05/02/1960	Active	9	0	0	0.00%	9		7	Y	5		11/2025		\$46.00
Exc Award (06/30/2020)																
58954	MARTINSVILLE EVENING	12/27/1996	Active(1)	9	0	0	0.00%	9		29	N	None		02/2025		
Exc Award (06/30/2016, 06/30/2018)																
9675	MARTINSVILLE NOON	10/16/1925	Active	47	2	1	2.17%	45	3	0	Y		N	06/2025		\$750.00
Exc Award (06/30/2016, 06/30/2017, 06/30/2019)																
9561	MICHIGANTOWN	06/25/1970	Active	16	0	0	0.00%	16		6	Y		R	04/2025		
Exc Award (06/30/2017)																
9562	MONON	06/21/1946	Status Quo(1)	6	0	0	0.00%	6		47	N	None		10/2024	90+ Days	
90264	MONROVIA	12/02/2005	Active	17	0	1	-5.56%	24	4	0	N	5	R	07/2024	90+ Days	
Exc Award (06/30/2016)																
9679	MOORESVILLE	10/09/1925	Active(1)	27	0	0	0.00%	21		5	N	None		08/2025		
9680	MORGANTOWN	12/09/1926	Active	6	0	0	0.00%	7		6	Y	9		11/2025		




## Club Health Assessment for District 25 C through November 2025

			Status	Membership						Reports				Finance		LCIF
Club Number	Club Name	Charter Date	Times in Status Quo in Past 2 Years	Current Member Count **	YTD Members Added	YTD Members Dropped	YTD Net Growth% ***	Member Count 1 Year Ago	Dropped Members Avg.Length of Service	Months Since Membership Update	Current Officers Reported ****	Current President Repeated Term	VP Reported *****	Last Date Reported Service (mm/yyyy)	Account Balance	YTD Donations
Exc Award (06/30/2016)			Active	19	2	8	-24.00%	20	17	3	Y	10	R	11/2025	90+ Days	
46401	NEW GOSHEN WEST VIGO	06/27/1986														
Exc Award (06/30/2018)			Active	37	5	0	15.63%	40	2	Y	2	N	09/2025			
9563	NEWPORT	11/30/1967														
Exc Award (06/30/2017, 06/30/2018)			Active	18	0	0	0.00%	17	5	Y	11	R	10/2025			
9565	OXFORD	02/11/1970														
9691	PIERSON TOWNSHIP	02/23/1954	Active	11	0	0	0.00%	11	18	N	None		09/2025			
9568	PLAINFIELD	04/01/1926	Active	19	4	0	26.67%	23	0	Y		IP	11/2025	\$200.00		
Exc Award (06/30/2019, 06/30/2023)			Active	13	0	0	0.00%	18	5	Y	2	R	07/2025	\$170.00		
102569	POLAND COMMUNITY	06/21/2008														
Exc Award (06/30/2016, 06/30/2017, 06/30/2024)			Active	17	1	0	6.25%	17	0	Y		IP	11/2025	\$1,094.00		
82979	PRAIRIE CREEK	06/30/2004														
Exc Award (06/30/2016, 06/30/2018, 06/30/2020)			Active	53	3	0	6.00%	58	2	Y		N	11/2025			
9695	RILEY TOWNSHIP L C	08/29/1968														
Exc Award (06/30/2017, 06/30/2018, 06/30/2021, 06/30/2024)			Active	39	0	1	-2.50%	42	40	4	Y		N		09/2024	
45282	ROSSVILLE AREA	07/29/1985														
Exc Award (06/30/2016, 06/30/2018)			Active	24	2	0	9.09%	26	4	Y	2	R	11/2025			
9572	ROYAL CENTER	09/03/1942														
Exc Award (06/30/2016, 06/30/2018)			Active	24	0	0	0.00%	33	2	Y		N	11/2025			
9700	SPENCER	10/01/1929														
Exc Award (06/30/2017, 06/30/2022)			Active	8	0	0	0.00%	9	6	N	None		09/2025			
9575	TWELVE MILE	09/26/1951														
Exc Award (06/30/2017)			Active	10	0	0	0.00%	10	4	Y	4		06/2025			
9581	WEST POINT	01/22/1953														
Exc Award (06/30/2018)			Active(1)	5	0	1	-16.67%	6	16	1	Y	11		06/2025		
9582	WHITESTOWN	11/20/1944														
9584	YOUNG AMERICA	02/07/1956	Active	31	2	0	6.90%	32	2	Y		N	11/2025			
Exc Award (06/30/2016, 06/30/2017, 06/30/2022)			Active	200	8	0	4.17%	194	1	Y		N	11/2025	\$7,010.00		
9585	ZIONSVILLE	05/16/1930														



## Club Health Assessment for District 25 C through November 2025



Club Number	Club Name	Charter Date	Status	Membership					Reports				Finance	LCIF	
			Times in Status Quo in Past 2 Years	Current Member Count **	YTD Members Added	YTD Members Dropped	YTD Net Growth% ***	Member Count 1 Year Ago	Dropped Members Avg.Length of Service	Months Since Membership Update	Current Officers Reported ****	Current President Repeated Term	VP Reported *****	Last Date Reported Service (mm/yyyy)	Account Balance
Exc Award (06/30/2016, 06/30/2017, 06/30/2018, 06/30/2019, 06/30/2022, 06/30/2023, 06/30/2024)															

Clubs Cancelled Previous Fiscal Year – Clubs Cancelled within last 12 months may be reinstated

Club Number	Club Name	Charter Date	Current Status*	Cancellation Date
9658	CLAY CITY	04/29/1947	Cancelled(6*)	12/30/2024
9689	PARAGON	09/01/1954	Cancelled(6*)	10/29/2024

Current Total Clubs Count	YTD New Clubs Count	YTD Cancelled Clubs Count	YTD Net Club Gain	Current Total Members Count	YTD Add	YTD Drop	YTD Net Growth	YTD Net Growth %	Member Count 12 Months Ago	Average Member Count Per Club	% of Clubs with less than 20 members	% No Officer Report in 12 Months	% of Clubs with balance 90+ days	Number of Clubs in Status Quo	% Status Quo Clubs in Financial Suspension	Number of Cancelled Clubs	Average Cancelled Club Age	Members Lost Due to Cancellation	% of Clubs Cancelled for Non-Financial Reasons
49	0	0	0	1,268	42	19	23	1.85%	1,295	26	61%	10%	10%	1	100%	0	0	0	0%

\* - P - Priority Club. Cancellation Reasons: 1-Objectives/conduct, 2-Non-active club, 5-Non-existing club, 6-Disbanding, 7-Merger, 8-Financial Suspension, 9-District/Multiple District Dues.

\*\* Red denotes below 15 active members.

\*\*\* Red denotes 20% + loss.

\*\*\*\* Y - all 3 (President, Secretary, Treasurer) club officers reported, N - not all 3 reported.

\*\*\*\*\* Abbreviation: N-New, IP-Immediate Past, R-Repeat.



## Club Health Assessment for District 25 D through November 2025

			Status	Membership						Reports				Finance	LCIF	
Club Number	Club Name	Charter Date	Times in Status Quo in Past 2 Years	Current Member Count **	YTD Members Added	YTD Members Dropped	YTD Net Growth% ***	Member Count 1 Year Ago	Dropped Members Avg.Length of Service	Months Since Membership Update	Current Officers Reported ****	Current President Repeated Term	VP Reported *****	Last Date Reported Service (mm/yyyy)	Account Balance	YTD Donations
Clubs less than two years old																
155904	Muncie	12/03/2023	Status Quo(1)	14	0	0	0.00%	21		5	Y	2	N	07/2025	90+ Days	
Clubs more than two years old																
9586	ALBANY	09/15/1936	Active	43	8	1	19.44%	36	0	1	Y		N	11/2025		\$350.00
	Exc Award (06/30/2019)															
9588	ANDERSON NOON	01/12/1922	Active	29	0	1	-3.33%	36	2	1	Y		N	11/2025		\$300.00
9591	CARMEL	04/24/1936	Active	86	0	1	-1.15%	91	29	1	Y		N	11/2025		\$1,280.00
	Exc Award (06/30/2021, 06/30/2022, 06/30/2023, 06/30/2024)															
9593	COWAN	01/19/1957	Active	15	0	0	0.00%	15		15	Y	4		07/2025		
9595	DUNKIRK	01/21/1935	Active	12	0	0	0.00%	13		7	Y			12/2024		
9597	ELWOOD	10/21/1935	Active	16	2	0	14.29%	18		2	Y	3	R	07/2025		
9598	FAIRMOUNT	12/27/1946	Active	19	0	1	-5.00%	20	43	4	Y	10		07/2025		
9601	FOWLERTON	12/17/1966	Active	24	0	0	0.00%	24		0	Y	2	N	09/2025		\$41.68
9602	FRANKTON	05/19/1958	P- Active	0	0	19	-100.00%	19	30	2	N	None		08/2025		
9603	GASTON	01/11/1935	Active	45	0	3	-6.25%	48	16	0	Y		N	11/2025		
9604	GREENTOWN	06/19/1945	Active	146	4	4	0.00%	147	27	1	Y		N	11/2025		\$100.00
	Exc Award (06/30/2018, 06/30/2019, 06/30/2022)															
47224	KOKOMO & AREA	04/20/1987	Active	18	0	0	0.00%	17		0	Y	8		07/2025		\$300.00
9608	LAPEL	01/27/1942	Active	37	5	6	-2.63%	37	8	2	Y	2		07/2025	90+ Days	\$50.00
9610	LYNN	04/17/1945	Active	18	0	0	0.00%	18		13	Y	3	R	08/2025		
9611	MARION	09/30/1921	Status Quo(1)	13	0	0	0.00%	13		14	N	None		07/2025	90+ Days	
9614	MATTHEWS	03/06/1953	Active	38	1	3	-5.00%	30	3	3	Y		N	09/2025	90+ Days	
9618	NOBLESVILLE	05/06/1942	Active	87	3	0	3.57%	75		3	Y		N	11/2025	90+ Days	\$3,215.00
	Exc Award (06/30/2021, 06/30/2023, 06/30/2024, 06/30/2025)															
9621	PENDLETON	07/17/1925	Active	32	4	0	14.29%	31		2	Y	2		09/2025		\$100.00
	Exc Award (06/30/2023)															
9623	PORTLAND	04/02/1937	Active	32	0	0	0.00%	33		9	Y		N	08/2025		\$1,000.00



## Club Health Assessment for District 25 D through November 2025

			Membership							Reports				Finance		LCIF		
Club Number	Club Name	Charter Date	Status	Current Member Count **	YTD Members Added	YTD Members Dropped	YTD Net Growth ***	Member Count 1 Year Ago	Dropped Members Avg.Length of Service	Months Since Membership Update	Current Officers Reported ****	Current President Repeated Term	VP Reported *****	Last Date Reported Service (mm/yyyy)	Account Balance	YTD Donations		
			Times in Status Quo in Past 2 Years															
9624	REDKEY	08/04/1941	Active	22	0	0	0.00%	22		19	Y	7	R	07/2024	90+ Days			
9627	RUSSIAVILLE	12/06/1945	Active	46	0	0	0.00%	45		5	Y		N	11/2025		\$1,500.00		
Exc Award (06/30/2022, 06/30/2023, 06/30/2024)																		
9628	SARATOGA	12/04/1950	Active	53	0	1	-1.85%	52	17	1	Y			09/2025		\$460.00		
Exc Award (06/30/2016, 06/30/2018, 06/30/2023, 06/30/2024)																		
9629	SELMA	02/27/1952	Active	42	18	2	61.54%	23	1	0	N			07/2025				
9630	SHARPSVILLE	12/18/1945	Active	10	0	0	0.00%	1		1	Y			07/2025				
46235	SHERIDAN	05/27/1986	Active	39	0	0	0.00%	39		15	Y	2		08/2025				
9633	SWEETSER	11/27/1945	Active	17	2	0	13.33%	18		2	Y	2		10/2025				
9635	TIPTON	03/30/1949	Active	31	0	0	0.00%	33		7	Y	2	R	11/2025		\$400.00		
9637	UNION CITY	11/20/1947	Active	24	0	0	0.00%	24		6	Y		N	07/2025				
Exc Award (06/30/2023)																		
9639	UPLAND	03/29/1945	Active	14	1	2	-6.67%	16	26	2	Y	2	N	07/2025				
9640	VAN BUREN	02/07/1935	Active	26	1	0	4.00%	28		1	Y		N	08/2025				
9641	WAYNE FALL L C	03/01/1966	Active	16	1	0	6.67%	14		2	Y		N	09/2025				
9642	WESTFIELD	10/08/1930	Active	73	1	1	0.00%	68	2	1	Y		N	11/2025				
Exc Award (06/30/2016, 06/30/2019, 06/30/2020)																		
9643	WINCHESTER	03/15/1937	Active	20	0	0	0.00%	21		4	Y		R	07/2025				
Current Total Clubs Count	YTD New Clubs Count	YTD Cancelled Clubs Count	YTD Net Club Gain	Current Total Members Count	YTD Add	YTD Drop	YTD Net Growth %	Member Count 12 Months Ago	Average Member Count Per Club	% of Clubs with less than 20 members	% No Officer Report in 12 Months	% of Clubs with balance 90+ days	Number of Clubs in Status Quo	% Status Quo Clubs in Financial Suspension	Number of Cancelled Clubs	Average Cancelled Club Age	Members Lost Due to Cancellation	% of Clubs Cancelled for Non-Financial Reasons
34	0	0	0	1,157	51	45	0.52%	1,146	34	38%	3%	18%	2	100%	0	0	0	0%

\* - P - Priority Club. Cancellation Reasons: 1-Objectives/conduct, 2-Non-active club, 5-Non-existing club, 6-Disbanding, 7-Merger, 8-Financial Suspension, 9-District/Multiple District Dues.

\*\* Red denotes below 15 active members.

\*\*\* Red denotes 20% + loss.

\*\*\*\* Y - all 3 (President, Secretary, Treasurer) club officers reported, N - not all 3 reported.

\*\*\*\*\* Abbreviation: N-New, IP-Immediate Past, R-Repeat.



# Club Health Assessment for District 25 E through November 2025

			Status	Membership						Reports				Finance	LCIF	
Club Number	Club Name	Charter Date	Times in Status Quo in Past 2 Years	Current Member Count **	YTD Members Added	YTD Members Dropped	YTD Net Growth% ***	Member Count 1 Year Ago	Dropped Members Avg.Length of Service	Months Since Membership Update	Current Officers Reported ****	Current President Repeated Term	VP Reported *****	Last Date Reported Service (mm/yyyy)	Account Balance	YTD Donations
Clubs more than two years old																
9647	BEDFORD	04/22/1948	Active	51	3	0	6.25%	45		4	Y		N	11/2025		
	Exc Award (06/30/2019)															
9649	BLOOMFIELD	03/09/1950	Active	6	0	0	0.00%	6		14	Y	2		10/2024		
9652	BOONVILLE	03/09/1951	Active	15	0	0	0.00%	22		5	Y	20		04/2025		
9683	BROWN COUNTY LC	02/05/1943	Active	34	0	1	-2.86%	33	47	2	Y		N	09/2025		\$500.00
9654	BROWNSTOWN	08/24/1927	Active	7	0	0	0.00%	6		6	Y	8	R	11/2025		
111273	CANTON	06/09/2011	Active	23	1	0	4.55%	21		2	Y		R	10/2025	90+ Days	
82874	CHANDLER	06/28/2004	Active	35	0	0	0.00%	25		6	Y	2	R	10/2025		
48859	CORYDON	08/18/1988	Active	15	0	1	-6.25%	17	27	2	Y		R	11/2025		\$35.00
33524	ELBERFELD	03/21/1977	Active	19	2	0	11.76%	17		1	Y		N	09/2025		
77284	ELIZABETH	08/25/2003	Active	17	0	0	0.00%	18		1	Y		R	10/2025		\$270.00
9662	ELLETTSVILLE	05/08/1947	Active	28	1	0	3.70%	30		0	Y		IP	11/2025		\$135.00
	Exc Award (06/30/2020)															
9665	EVANSVILLE EASTSIDE	08/02/1956	Active	19	0	0	0.00%	20		5	Y		N	09/2025		\$100.00
105942	FAYETTEVILLE COMMUNITY	06/23/2009	Active	53	0	1	-1.85%	58	4	3	Y		N	11/2025		\$229.00
	Exc Award (06/30/2018)															
9666	FRANCISCO	04/02/1947	Active	9	0	2	-18.18%	11	6	3	Y			11/2025		
98836	FREDERICKSBURG	03/22/2007	Active	15	2	0	15.38%	13		1	Y	6	R	10/2025		\$50.00
9667	FRENCH LICK WEST BADEN	08/23/1950	Active	17	0	0	0.00%	22		6	Y	10	N	11/2025		
	Exc Award (06/30/2018, 06/30/2019, 06/30/2023)															
107008	GEORGETOWN	12/08/2009	Active	26	2	0	8.33%	25		1	Y		N	10/2025		\$130.00
31740	HARDINSBURG	02/24/1976	Active(1)	3	0	0	0.00%	5		7	Y	8		05/2025		
33661	INDIAN CREEK L C	04/30/1977	Active	21	0	0	0.00%	17		8	Y	2	R	08/2025		\$400.00
9669	IRELAND	03/17/1959	Active	68	0	1	-1.45%	68	47	0	Y		N	11/2025		
	Exc Award (06/30/2019)															
9671	JASPER	10/25/1950	Active	30	1	0	3.45%	32		2	Y		N	10/2025	90+ Days	\$25.00
51607	LANESVILLE	05/06/1991	Active	20	0	2	-9.09%	22	7	0	Y	2	N	08/2025		
9674	LYNNVILLE	01/24/1952	Active	12	0	0	0.00%	12		23	Y	20		05/2025		






# Club Health Assessment for District 25 E through November 2025

			Status	Membership						Reports				Finance	LCIF	
Club Number	Club Name	Charter Date	Times in Status Quo in Past 2 Years	Current Member Count **	YTD Members Added	YTD Members Dropped	YTD Net Growth% ***	Member Count 1 Year Ago	Dropped Members Avg.Length of Service	Months Since Membership Update	Current Officers Reported ****	Current President Repeated Term	VP Reported *****	Last Date Reported Service (mm/yyyy)	Account Balance	YTD Donations
101582	MEDORA COMMUNITY	03/27/2008	Active	18	0	0	0.00%	20		5	Y	2		11/2025	90+ Days	
91782	MITCHELL	12/07/2005	Active	22	1	2	-4.35%	21	2	0	Y		N	11/2025		
9682	MT OLYMPUS	04/11/1968	Active	29	0	0	0.00%	28		8	N	2	N	07/2025		
9684	NEW ALBANY	02/05/1941	Active	70	2	1	1.45%	65	0	2	Y		N	11/2025		\$30.00
Exc Award (06/30/2018, 06/30/2019, 06/30/2023)																
83139	NEW MIDDLETOWN	07/15/2004	Active	9	1	0	12.50%	10		4	Y	13	R	08/2025		\$40.00
59994	NEW SALISBURY	10/14/1997	Active	16	0	0	0.00%	16		1	Y			11/2025		\$10.00
9685	OAKLAND CITY	11/01/1965	Active	21	0	0	0.00%	17		5	Y	3	N	11/2025		\$40.00
9686	ODON	10/04/1929	Active	46	3	0	6.98%	44		0	Y		N	08/2025		\$1,600.00
49676	PALMYRA	06/30/1989	Active	14	0	1	-6.67%	15	6	4	Y	4	R	11/2025		\$20.00
9676	PAOLI MERIDIAN L C	09/27/1954	Active	21	0	0	0.00%	22		6	Y		N	05/2025		
Exc Award (06/30/2017)																
108647	PERSHING TOWNSHIP	06/16/2010	Active	7	0	0	0.00%	7		19	Y	15	R	11/2025		
9709	PETERSBURG	03/03/1970	Active	14	0	3	-17.65%	17	1	0	Y	2	N	11/2025	\$20.00	
Exc Award (06/30/2016, 06/30/2017, 06/30/2018, 06/30/2020)																
49344	RAMSEY	03/29/1989	Active	20	3	0	17.65%	19		0	Y	2		11/2025	\$165.00	
9696	SALEM	02/22/1926	Active	18	1	4	-14.29%	21	16	2	Y			08/2025	\$606.00	
9697	SANDBORN	05/17/1955	Active	26	0	0	0.00%	33		5	Y	3	R	11/2025	\$134.01	
9698	SEYMOUR EVENING	10/28/1925	Active	13	0	0	0.00%	14		3	Y		N	08/2025		
38284	SEYMOUR NOON	04/07/1980	Active	43	1	4	-6.52%	49	10	4	Y		N	11/2025		
Exc Award (06/30/2022)																
9699	SHOALS	02/11/1946	Active	27	1	1	0.00%	27	3	0	Y	3	R	04/2025		
9701	STINESVILLE	10/01/1968	Active	18	0	0	0.00%	18		15	Y	3	N	11/2025		
142746	Sullivan County	08/28/2020	Active	38	2	0	5.56%	36		1	Y		N	11/2025	\$620.15	
Exc Award (06/30/2024, 06/30/2025)																
48257	TELL CITY	03/14/1988	Active	18	0	0	0.00%	18		19	Y	9	R	03/2025		
97177	WHEATLAND	05/23/2006	Active	9	0	0	0.00%	9		5	Y	19		08/2025	\$142.25	
86105	WINSLOW	04/06/2005	Active	17	0	3	-15.00%	21	12	3	Y	10	R	09/2025		
9710	WORTHINGTON	11/28/1947	Active	12	0	0	0.00%	13		11	Y	2	N	11/2025		



# Club Health Assessment for District 25 E through November 2025



Club Number	Club Name	Charter Date	Status	Membership					Reports				Finance	LCIF
			Times in Status Quo in Past 2 Years	Current Member Count **	YTD Members Added	YTD Members Dropped	YTD Net Growth% ***	Member Count 1 Year Ago	Dropped Members Avg.Length of Service	Months Since Membership Update	Current Officers Reported ****	Current President Repeated Term	VP Reported *****	Last Date Reported Service (mm/yyyy)

Clubs Cancelled Previous Fiscal Year – Clubs Cancelled within last 12 months may be reinstated

Club Number	Club Name	Charter Date	Current Status*	Cancellation Date
63115	BEDFORD NOON	05/01/2000	Cancelled(6*)	06/29/2025
9650	BLOOMINGTON INC	09/29/1928	Cancelled(6*)	08/29/2024
9681	MOUNT VERNON	05/07/1952	Cancelled(6*)	06/29/2025

Current Total Clubs Count	YTD New Clubs Count	YTD Cancelled Clubs Count	YTD Net Club Gain	Current Total Members Count	YTD Add	YTD Drop	YTD Net Growth	YTD Net Growth %	Member Count 12 Months Ago	Average Member Count Per Club	% of Clubs with less than 20 members	% No Officer Report in 12 Months	% of Clubs with balance 90+ days	Number of Clubs in Status Quo	% Status Quo Clubs in Financial Suspension	Number of Cancelled Clubs	Average Cancelled Club Age	Members Lost Due to Cancellation	% of Clubs Cancelled for Non-Financial Reasons
47	0	0	0	1,089	27	27	0	0.00%	1,105	23	53%	0%	6%	0	0%	0	0	0	0%

\* - P - Priority Club. Cancellation Reasons: 1-Objectives/conduct, 2-Non-active club, 5-Non-existing club, 6-Disbanding, 7-Merger, 8-Financial Suspension, 9-District/Multiple District Dues.

\*\* Red denotes below 15 active members.

\*\*\* Red denotes 20% + loss.

\*\*\*\* Y - all 3 (President, Secretary, Treasurer) club officers reported, N - not all 3 reported.

\*\*\*\*\* Abbreviation: N-New, IP-Immediate Past, R-Repeat.



# Club Health Assessment for District 25 F through November 2025

			Status		Membership					Reports				Finance		LCIF
Club Number	Club Name	Charter Date	Times in Status Quo in Past 2 Years	Current Member Count **	YTD Members Added	YTD Members Dropped	YTD Net Growth% ***	Member Count 1 Year Ago	Dropped Members Avg.Length of Service	Months Since Membership Update	Current Officers Reported ****	Current President Repeated Term	VP Reported *****	Last Date Reported Service (mm/yyyy)	Account Balance	YTD Donations
Clubs more than two years old																
9712	AURORA	12/26/1947	Active	47	0	1	-2.08%	48	3	0	Y		R	07/2025		
	Exc Award (06/30/2017)															
9713	AUSTIN	04/17/1939	Active	12	0	0	0.00%	12		4	Y	5		05/2025		
9714	BATESVILLE	12/14/1942	Active	14	0	1	-6.67%	15	21	3	Y		R	04/2025		
9715	BEECH GROVE	11/05/1937	Active	23	0	0	0.00%	26		3	Y		IP	11/2025		\$1,300.00
	Exc Award (06/30/2019, 06/30/2021, 06/30/2022, 06/30/2023, 06/30/2024)															
9716	BEN DAVIS	05/10/1951	Active	20	1	2	-4.76%	21	13	0	Y	2	R	10/2025		
	Exc Award (06/30/2017)															
9718	BLUE RIVER L C	02/11/1970	Active	20	0	2	-9.09%	23	15	4	Y		N	11/2025		
9719	BORDEN	02/02/1939	Active	20	0	0	0.00%	22		7	Y	5		05/2025		
34827	BRIGHT	12/29/1977	Active	73	2	0	2.82%	72		1	Y	4	R	11/2025	90+ Days	
	Exc Award (06/30/2017)															
9721	CARTHAGE	06/29/1942	Active	22	0	0	0.00%	22		5	Y	3		11/2024		
9722	CENTERVILLE	07/20/1944	Active	20	0	2	-9.09%	22	19	0	Y		N	11/2025		\$500.00
	Exc Award (06/30/2023)															
9723	CHARLESTOWN	02/22/1934	Active	16	1	4	-15.79%	19	14	0	Y	5		05/2025		
9724	CHARLOTTESVILLE	10/25/1955	Active	22	2	1	4.76%	25	22	1	Y	3		04/2025		
9726	CLERMONT	02/26/1945	Active	79	22	3	31.67%	52	0	0	Y	2	N	11/2025		\$850.00
	Exc Award (06/30/2016, 06/30/2019, 06/30/2023)															
9728	CONNERSVILLE	03/20/1923	Active	45	1	1	0.00%	37	0	4	Y	8	R	09/2025	90+ Days	
9730	DECATUR CENTRAL	03/06/1945	Active	24	1	0	4.35%	27		2	Y		N	11/2025		
	Exc Award (06/30/2016, 06/30/2023)															
9731	ECONOMY	04/20/1959	Active	21	0	0	0.00%	22		8	Y	2		04/2025		
9732	EDINBURGH	01/14/1943	Active	26	0	1	-3.70%	25	24	4	Y	6	N	07/2025		
47291	FAIRLAND TRITON COMMUNITY	04/30/1987	Active	12	0	0	0.00%	11		6	Y	9		08/2025		
9736	FOUNTAIN CITY	10/30/1947	Active	3	0	0	0.00%	3		15	Y	4		05/2025		
	Exc Award (06/30/2017)															
9737	FRANKLIN	02/20/1945	Active	14	0	8	-36.36%	22	11	0	Y		N	09/2025		



## Club Health Assessment for District 25 F through November 2025

			Status	Membership					Reports				Finance	LCIF		
Club Number	Club Name	Charter Date	Times in Status Quo in Past 2 Years	Current Member Count **	YTD Members Added	YTD Members Dropped	YTD Net Growth ***	Member Count 1 Year Ago	Dropped Members Avg.Length of Service	Months Since Membership Update	Current Officers Reported ****	Current President Repeated Term	VP Reported *****	Last Date Reported Service (mm/yyyy)	Account Balance	YTD Donations
Exc Award (06/30/2017, 06/30/2019)																
9738	GREENFIELD	03/17/1936	Active	9	0	0	0.00%	10		6	Y		N	08/2025		\$1,500.00
9739	GREENSBURG	11/05/1948	Active	11	0	0	0.00%	19		3	Y	4		10/2025		
9742	HOPE	09/20/1930	Active	6	0	0	0.00%	6		6	Y	24		04/2025		
35166	INDIANAPOLIS CENTER TWP	03/17/1978	Active	23	0	0	0.00%	25		0	Y		N	11/2025		
Exc Award (06/30/2022)																
9744	INDIANAPOLIS CHAPEL HILL	12/16/1970	Active	17	0	0	0.00%	17		0	Y	6	N	08/2025	90+ Days	
9743	INDIANAPOLIS DOWNTOWN	02/02/1921	Active	10	0	0	0.00%	10		5	Y	5	R	07/2025		\$1,000.00
9745	INDIANAPOLIS FRANKLIN TOWNSHIP	06/15/1971	Active	9	0	0	0.00%	9		0	Y			10/2025		
9768	INDIANAPOLIS WASHINGTON TWNSHP	04/23/1959	Active	18	0	0	0.00%	19		5	Y	3		10/2025		
Exc Award (06/30/2016)																
9752	LAWRENCE	05/29/1944	Active	4	0	0	0.00%	4		5	Y	3		05/2025		
9753	LAWRENCEBURG	04/23/1946	Active	41	0	0	0.00%	45		5	Y	6		08/2025		
9755	LIBERTY	11/19/1947	Active	26	0	0	0.00%	30		5	Y		N	09/2025	90+ Days	
Exc Award (06/30/2018)																
9757	MANILLA	01/11/1949	Active	14	0	1	-6.67%	13	7	2	Y		N	05/2025		
88943	METAMORA	07/11/2005	Active	3	0	0	0.00%	3		10	Y	18		05/2025		
9759	MIDDLETOWN	01/27/1949	Active	37	4	1	8.82%	36	61	1	Y		N	11/2025		\$400.00
9760	MILAN	04/07/1960	Active	53	1	1	0.00%	53	57	0	Y		N	11/2025		\$3,000.00
Exc Award (06/30/2016, 06/30/2017, 06/30/2022, 06/30/2023, 06/30/2024)																
9762	MORRISTOWN	11/14/1944	Active(1)	7	0	0	0.00%	10		0	Y	6		05/2025		
9758	NETTLE CREEK	12/28/1944	Active	7	0	0	0.00%	7		5	Y	6		05/2025		
9765	NEW PALESTINE	06/22/1943	Active	17	2	5	-15.00%	20	4	0	Y	2	R	09/2025	90+ Days	
Exc Award (06/30/2017)																
9766	NEW SALEM	10/31/1950	Active	30	0	0	0.00%	34		7	Y	5		08/2025		\$2,000.00
Exc Award (06/30/2017)																
9771	OSGOOD	04/27/1965	Active	45	1	1	0.00%	39	13	1	Y	2	N	10/2025		\$1,000.00
Exc Award (06/30/2021)																
9770	PIKE TOWNSHIP	01/31/1956	Active	26	1	0	4.00%	23		1	Y			08/2025		\$140.00



## Club Health Assessment for District 25 F through November 2025

			Status	Membership						Reports				Finance	LCIF	
Club Number	Club Name	Charter Date	Times in Status Quo in Past 2 Years	Current Member Count **	YTD Members Added	YTD Members Dropped	YTD Net Growth***	Member Count 1 Year Ago	Dropped Members Avg.Length of Service	Months Since Membership Update	Current Officers Reported ****	Current President Repeated Term	VP Reported *****	Last Date Reported Service (mm/yyyy)	Account Balance	YTD Donations
9772	RICHMOND NOON	10/05/1924	Active	21	0	0	0.00%	20		4	Y		N	10/2025	90+ Days	
	Exc Award (06/30/2019)															
9774	RISING SUN	06/03/1946	Active	18	0	0	0.00%	18		7	Y	3	R	03/2025		
9776	SCOTTSBURG	12/02/1925	Active	22	1	0	4.76%	22		3	Y			05/2025		
9778	SHELBYVILLE	09/16/1929	Active	26	0	0	0.00%	28		5	Y	4		10/2024		
	Exc Award (06/30/2018)															
9780	SOUTHPORT	12/20/1944	Active	21	1	1	0.00%	27	36	2	Y		R	11/2025		\$100.00
	Exc Award (06/30/2016)															
9781	SPEEDWAY	11/27/1939	Active	65	2	2	0.00%	64	22	1	Y	2	N	11/2025		\$1,050.00
	Exc Award (06/30/2023)															
9783	SULPHUR SPRINGS	02/13/1964	Active	18	0	0	0.00%	20		5	Y	2	R	08/2025		
9785	VERSAILLES	02/24/1942	Active	39	4	0	11.43%	35		2	Y		N	09/2025		
46013	VEVAY SWITZERLAND CO	04/11/1986	Active(1)	19	0	0	0.00%	19		7	Y		N	07/2025		
9786	WILLIAMSBURG	11/27/1956	Active	11	0	0	0.00%	13		6	Y	2	R	11/2025		\$210.00
	Exc Award (06/30/2018, 06/30/2023, 06/30/2024)															

Clubs Cancelled Previous Fiscal Year – Clubs Cancelled within last 12 months may be reinstated

Club Number	Club Name	Charter Date	Current Status*	Cancellation Date
9733	EVERTON	04/24/1956	Cancelled(6*)	06/29/2025
9756	MADISON	11/17/1949	Cancelled(6*)	06/29/2025

Current Total Clubs Count	YTD New Clubs Count	YTD Cancelled Clubs Count	YTD Net Club Gain	Current Total Members Count	YTD Add	YTD Drop	YTD Net Growth	YTD Net Growth %	Member Count 12 Months Ago	Average Member Count Per Club	% of Clubs with less than 20 members	% No Officer Report in 12 Months	% of Clubs with balance 90+ days	Number of Clubs in Status Quo	% Status Quo Clubs in Financial Suspension	Number of Cancelled Clubs	Average Cancelled Club Age	Members Lost Due to Cancellation	% of Clubs Cancelled for Non-Financial Reasons
51	0	0	0	1,206	47	38	9	0.75%	1,224	24	45%	0%	12%	0	0%	0	0	0	0%

\* - P - Priority Club. Cancellation Reasons: 1-Objectives/conduct, 2-Non-active club, 5-Non-existing club, 6-Disbanding, 7-Merger, 8-Financial Suspension, 9-District/Multiple District Dues.

\*\* Red denotes below 15 active members.


\*\*\* Red denotes 20% + loss.

\*\*\*\* Y - all 3 (President, Secretary, Treasurer) club officers reported, N - not all 3 reported.

\*\*\*\*\* Abbreviation: N-New, IP-Immediate Past, R-Repeat.



# Club Health Assessment for District 25 G through November 2025

			Status	Membership						Reports				Finance	LCIF		
Club Number	Club Name	Charter Date	Times in Status Quo in Past 2 Years	Current Member Count **	YTD Members Added	YTD Members Dropped	YTD Net Growth% ***	Member Count 1 Year Ago	Dropped Members Avg.Length of Service	Months Since Membership Update	Current Officers Reported ****	Current President Repeated Term	VP Reported *****	Last Date Reported Service (mm/yyyy)	Account Balance	YTD Donations	
Clubs more than two years old																	
9787	AKRON	06/19/1947	Active	47	5	2	6.82%	41	13	2	Y	2	N	11/2025	90+ Days	\$425.61	
Exc Award (06/30/2022, 06/30/2025)																	
9789	ARGOS	02/01/1937	Active	24	0	0	0.00%	24		14	Y	4	R	04/2025			
Exc Award (06/30/2022)																	
9790	ATWOOD	10/06/1954	Active	19	2	1	5.56%	22	3	3	Y	5	N	07/2025			
Exc Award (06/30/2018)																	
9791	BAUGO TOWNSHIP	10/09/1958	Active	48	0	0	0.00%	48		2	Y		N	11/2025		\$11.00	
Exc Award (06/30/2016, 06/30/2021)																	
9792	BOURBON	06/25/1931	Active	8	1	2	-11.11%	9	1	0	Y		N	09/2024			
9798	CLAY GRANGER	02/23/1950	Active	10	0	0	0.00%	11		9	Y	4	R	04/2025		\$250.00	
9797	CLAYPOOL	11/16/1936	Active	13	0	0	0.00%	11		6	Y	6		06/2025			
9799	CONVERSE	05/03/1929	Active	5	0	0	0.00%	5		19	Y	4		04/2025			
9800	CULVER	04/15/1943	Active	61	6	5	1.67%	57	5	0	Y	2	R	11/2025		\$77.00	
Exc Award (06/30/2019)																	
47295	DENVER COMMUNITY	05/06/1987	Active	24	0	0	0.00%	24		23	N	8		09/2025		\$23.88	
Exc Award (06/30/2016)																	
9801	DUNLAP	10/19/1955	Active	55	2	6	-6.78%	58	5	0	Y		N	11/2025		\$3,215.00	
Exc Award (06/30/2016, 06/30/2017, 06/30/2018, 06/30/2020, 06/30/2024)																	
9802	ELKHART	12/20/1923	Active	40	0	1	-2.44%	46	2	2	Y	3	N	08/2025		\$530.00	
9804	ETNA GREEN	07/05/1946	Active	9	0	0	0.00%	13		5	Y	2	R	06/2025			
61814	FULTON LIBERTY	04/23/1999	Active	18	0	0	0.00%	20		6	Y	3	R	10/2025			
9809	GRASSCREEK	04/11/1973	Active	34	1	0	3.03%	33		1	Y		N	10/2025			
Exc Award (06/30/2016, 06/30/2017, 06/30/2024)																	
9810	GREENE TOWNSHIP L C	01/29/1970	Active	30	0	0	0.00%	32		0	Y	2	R	11/2025			
Exc Award (06/30/2017)																	
9811	LA FONTAINE	11/17/1939	Active	20	0	0	0.00%	20		3	Y		N	11/2025		\$20.09	
Exc Award (06/30/2016, 06/30/2017, 06/30/2023, 06/30/2024)																	
9849	LAKE CITY	12/27/1954	Active	16	0	0	0.00%	14		7	Y	5	N	09/2025		\$10.00	



## Club Health Assessment for District 25 G through November 2025

			Status	Membership					Reports				Finance		LCIF	
Club Number	Club Name	Charter Date	Times in Status Quo in Past 2 Years	Current Member Count **	YTD Members Added	YTD Members Dropped	YTD Net Growth% ***	Member Count 1 Year Ago	Dropped Members Avg.Length of Service	Months Since Membership Update	Current Officers Reported ****	Current President Repeated Term	VP Reported *****	Last Date Reported Service (mm/yyyy)	Account Balance	YTD Donations
9813	LAKETON	05/11/1951	Active	13	1	0	8.33%	13		2	Y		R	10/2025		
	Exc Award (06/30/2016, 06/30/2022, 06/30/2023)															
9814	LAKEVILLE	06/28/1943	Active	70	3	0	4.48%	66		0	Y			11/2025		\$10.00
	Exc Award (06/30/2018, 06/30/2022, 06/30/2024)															
9815	LAPAZ	06/30/1943	Active	31	0	0	0.00%	33		6	Y	21		09/2024		\$100.00
	Exc Award (06/30/2023)															
9816	LEESBURG	09/04/1944	Active	38	0	0	0.00%	42		1	Y		N	11/2025		\$400.00
	Exc Award (06/30/2016, 06/30/2017, 06/30/2023)															
9817	LYDICK	03/03/1958	Active	33	0	0	0.00%	28		7	Y	9		11/2025		
	Exc Award (06/30/2022, 06/30/2024)															
9818	MADISON TOWNSHIP	04/08/1958	Active	31	0	0	0.00%	30		5	Y	8		11/2025		\$23.00
	Exc Award (06/30/2016)															
9819	MENTONE	03/31/1933	Active(1)	6	0	0	0.00%	6		12	Y	6	N	08/2025		
45877	MEXICO	03/03/1986	Active	21	1	1	0.00%	20	22	3	Y	4	R	04/2025		
128773	Middlebury	08/31/2016	Active	26	10	0	62.50%	16		2	Y		N	11/2025		\$390.00
9820	MILFORD	06/20/1944	Active	42	3	2	2.44%	34	1	1	Y			10/2025	90+ Days	\$12.00
	Exc Award (06/30/2018)															
9821	MILLERSBURG	07/20/1945	Active	17	0	0	0.00%	17		12	Y		N	09/2025		
9822	MISHAWAKA	07/12/1923	Active	46	0	1	-2.13%	49	31	0	Y			07/2025		\$150.00
	Exc Award (06/30/2017, 06/30/2018)															
9824	NEW CARLISLE	05/19/1939	Active	12	0	0	0.00%	17		4	Y		N	03/2025		
9825	NEW PARIS	11/22/1954	Active	42	3	1	5.00%	38	71	0	Y		N	10/2025		\$100.00
	Exc Award (06/30/2016)															
75986	NORTH MANCHESTER	06/20/2003	Active	16	0	0	0.00%	16		17	Y	15		11/2025		
9828	NORTH WEBSTER	06/28/1945	Active	22	4	2	10.00%	22	15	4	Y	10		11/2025	90+ Days	
9832	PERU	10/21/1938	Active	33	3	2	3.13%	28	3	2	Y		R	11/2025	90+ Days	\$1,000.00
	Exc Award (06/30/2024, 06/30/2025)															
9834	PLYMOUTH	07/12/1950	Active	20	0	0	0.00%	24		9	Y		N	10/2025		\$21.00
	Exc Award (06/30/2016)															
29789	RICHVALLEY	09/10/1974	Active	25	0	0	0.00%	26		5	Y	4	N	10/2025		



## Club Health Assessment for District 25 G through November 2025

Club NumberClub NameCharter Date						Status					Membership					Reports				Finance		LCIF
						Times in Status Quo in Past 2 Years	Current Member Count **	YTD Members Added	YTD Members Dropped	YTD Net Growth***	Member Count 1 Year Ago	Dropped Members Avg.Length of Service	Months Since Membership Update	Current Officers Reported ****	Current President Repeated Term	VP Reported *****	Last Date Reported Service (mm/yyyy)	Account Balance	YTD Donations			
57422	ROANN COVERED BRIDGE	10/11/1995	Active			25	0	0	0.00%	26		2	Y	4	R	02/2025						
Exc Award (06/30/2016, 06/30/2022)																						
9836	ROCHESTER	01/27/1943	Active			27	0	0	0.00%	30		5	Y		N	10/2025		\$29.00				
Exc Award (06/30/2022)																						
9838	SILVER LAKE	01/25/1937	Active			19	0	1	-5.00%	19	8	3	N	None		09/2025						
Exc Award (06/30/2016)																						
62096	SOMERSET	06/14/1999	Active			14	0	0	0.00%	14		6	Y	3	R	09/2024						
Exc Award (06/30/2016)																						
9841	SYRACUSE	05/03/1950	P- Active			0	0	0	0.00%	18		4	N	None		08/2024						
Exc Award (06/30/2017, 06/30/2021)																						
9843	URBANA	04/15/1952	Active			18	12	0	200.00%	6		0	N	None		05/2025						
Exc Award (06/30/2016)																						
9845	WAKARUSA	01/30/1931	Active(1)			20	3	2	5.26%	19	3	0	N	4		08/2025		\$200.00				
Current Total Clubs Count	YTD New Clubs Count	YTD Cancelled Clubs Count	YTD Net Club Gain	Current Total Members Count	YTD Add	YTD Drop	YTD Net Growth	Member Count 12 Months Ago	Average Member Count Per Club	% of Clubs with less than 20 members	% No Officer Report in 12 Months	% of Clubs with balance 90+ days	Number of Clubs in Status Quo	% Status Quo Clubs in Financial Suspension	Number of Cancelled Clubs	Average Cancelled Club Age	Members Lost Due to Cancellation	% of Clubs Cancelled for Non-Financial Reasons				
44	0	0	0	1,148	60	29	31	2.78%	1,145	26	39%	0%	9%	0	0%	0	0	0%				

\* - P - Priority Club. Cancellation Reasons: 1-Objectives/conduct, 2-Non-active club, 5-Non-existing club, 6-Disbanding, 7-Merger, 8-Financial Suspension, 9-District/Multiple District Dues.

\*\* Red denotes below 15 active members.

\*\*\* Red denotes 20% + loss.

\*\*\*\* Y - all 3 (President, Secretary, Treasurer) club officers reported, N - not all 3 reported.

\*\*\*\*\* Abbreviation: N-New, IP-Immediate Past, R-Repeat.





# Club Health Assessment for District 43 K through November 2025

			Status	Membership						Reports				Finance		LCIF
Club Number	Club Name	Charter Date	Times in Status Quo in Past 2 Years	Current Member Count **	YTD Members Added	YTD Members Dropped	YTD Net Growth% ***	Member Count 1 Year Ago	Dropped Members Avg.Length of Service	Months Since Membership Update	Current Officers Reported ****	Current President Repeated Term	VP Reported *****	Last Date Reported Service (mm/yyyy)	Account Balance	YTD Donations
Clubs less than two years old																
179636	Ballard County	12/09/2024	Active	12	2	18	-57.14%	0	1	1	Y		N	10/2025		
178982	Campbellsville-Taylor County	10/18/2024	Active	18	1	0	5.88%	26		4	Y	2	N	06/2025		
187011	Murray Racers	07/14/2025	Active	25	25	0	100.00%	0		4	Y					
182713	Princeton	06/11/2025	Active	25	0	0	0.00%	0		5	Y		N		90+ Days	
180774	Tradewater	02/14/2025	Active	25	0	0	0.00%	0		8	Y	2	R	03/2025	90+ Days	
Clubs more than two years old																
14062	ALBANY	04/27/1942	Active(1)	10	0	0	0.00%	10		5	Y	2		02/2025		
13949	AUSTIN TRACY	02/25/1957	Active(1)	8	0	0	0.00%	8		24	Y		R	07/2024		
121039	Barren County Evening	12/30/2013	Cancelled(6*)	0	0	0	0.00%	11		5	N	None		07/2025		
13912	BENTON	01/09/1940	Active	18	0	0	0.00%	16		4	Y		N	11/2024		
13953	BOWLING GREEN EVENING	03/30/1965	Active	4	0	0	0.00%	4		15	Y	6		07/2024		\$1,000.00
13952	BOWLING GREEN NOON	02/26/1931	Active	53	8	1	15.22%	48	8	0	Y		N	11/2025		\$1,320.00
Exc Award (06/30/2023)																
13913	CADIZ	06/29/1943	Active	29	8	1	31.82%	29	7	2	Y		N	08/2025		\$350.00
Exc Award (06/30/2018, 06/30/2024)																
13957	CALHOUN	10/13/1941	Active	13	0	0	0.00%	12		4	Y	3	N	07/2025		
13914	CALVERT CITY	05/20/1948	Active	26	0	1	-3.70%	29	32	1	Y		N	11/2025		\$200.00
Exc Award (06/30/2022, 06/30/2023)																
86104	CAVE COUNTRY	04/06/2005	Active	12	1	0	9.09%	11		3	Y		N	12/2024		
Exc Award (06/30/2021, 06/30/2023)																
13959	CENTRAL CITY	03/11/1940	Active	44	0	2	-4.35%	49	2	4	Y	2	R	10/2025		
13917	CONCORD	03/25/1963	Active(1)	1	0	0	0.00%	1		6	Y	12	R	09/2025		
13918	CORYDON	01/21/1948	Active	14	2	1	7.69%	14	3	1	Y	24	R	11/2025		
13919	CRITTENDEN COUNTY L C	01/26/1972	Active(1)	11	0	0	0.00%	14		6	Y	2	R	10/2024		
13961	DAVIESS COUNTY	09/01/1958	Active	43	0	0	0.00%	48		0	Y		IP	12/2024		
13963	EDMONSON COUNTY L C	10/25/1955	Active	55	0	8	-12.70%	58	20	0	Y		N	11/2024		
13995	ELIZABETHTOWN	09/25/1941	Active	67	3	0	4.69%	67		4	Y		N	11/2025		



# Club Health Assessment for District 43 K through November 2025

			Status	Membership						Reports				Finance		LCIF		
Club Number	Club Name	Charter Date	Times in Status Quo in Past 2 Years	Current Member Count **	YTD Members Added	YTD Members Dropped	YTD Net Growth% ***	Member Count 1 Year Ago	Dropped Members Avg.Length of Service	Months Since Membership Update	Current Officers Reported ****	Current President Repeated Term	VP Reported *****	Last Date Reported Service (mm/yyyy)	Account Balance	YTD Donations		
Exc Award (06/30/2021, 06/30/2022, 06/30/2024)			Status Quo(2)	7	0	0	0.00%	7		102	Y	23		06/2025	90+ Days	\$35.10		
13964	FORDSVILLE	03/30/1949																
13965	FRANKLIN	02/22/1940		Active	35	0	2	-5.41%	39	13	1	Y		N			10/2025	
Exc Award (06/30/2018)																		
13922	FREDONIA	03/29/1957	Active	11	0	0	0.00%	11		17	Y	3	R	12/2024	90+ Days		\$35.10	
13923	FULTON	06/07/1924	Active	29	2	1	3.57%	29	0	1	Y			09/2024				
14074	GAMALIEL	09/06/1946	Active	20	0	0	0.00%	19		8	Y			12/2024				
13966	GLASGOW	12/15/1932	Active(2)	11	0	0	0.00%	5		5	Y		N	09/2025				
13996	GLENDALE	12/19/1946	Active	34	0	0	0.00%	49		5	Y		N	05/2025				
129025	Grand Rivers	09/30/2016	Active	2	0	0	0.00%	2		15	Y	3		11/2025				
13967	GREENVILLE	02/25/1971	Active	17	0	0	0.00%	26		5	Y		N	10/2025				
Exc Award (06/30/2017, 06/30/2018, 06/30/2021, 06/30/2022)																		
104204	HANSON	12/22/2008	Active(1)	24	0	0	0.00%	24		12	Y	2		09/2024				
13978	HART COUNTY	09/01/1939	Active	27	0	0	0.00%	27		23	Y		N	11/2024				
13969	HARTFORD-BEAVER DAM	02/27/1948	Active	23	0	0	0.00%	28		0	Y		N	03/2025				
Exc Award (06/30/2018)																		
13970	HAWESVILLE	11/18/1952	Active	23	0	0	0.00%	21		10	Y		IP	08/2025				
13925	HENDERSON	11/21/1939	Active	88	3	7	-4.35%	95	10	0	Y		N	06/2025				
Exc Award (06/30/2022, 06/30/2023)																		
37803	HENDERSON BRFS	12/13/1979	Active	17	2	0	13.33%	23		2	Y	2	N	08/2025		\$1,000.00		
13998	HODGENVILLE	04/23/1956	Active	16	0	0	0.00%	16		4	Y	2	R	10/2025				
156293	Hopkins County Pactus	11/13/2023	Active	34	4	25	-38.18%	53	2	0	Y		N	08/2025				
13929	HOPKINSVILLE	01/19/1940	Active	61	3	2	1.67%	61	1	0	Y		N	11/2025		\$14,560.00		
Exc Award (06/30/2017, 06/30/2018, 06/30/2021, 06/30/2022, 06/30/2023, 06/30/2025)																		
46025	KNOTTSVILLE	04/01/1986	Active	28	2	1	3.70%	26	3	0	N	None	R	11/2025				
Exc Award (06/30/2023)																		
47298	LEBANON	05/06/1987	Active	47	0	0	0.00%	48		3	Y	2	R	06/2025				
102155	LEBANON JUNCTION RAILROAD CITY	05/16/2008	Active	12	0	0	0.00%	11		9	Y		IP	12/2024				




## Club Health Assessment for District 43 K through November 2025

			Status	Membership						Reports				Finance	LCIF	
Club Number	Club Name	Charter Date	Times in Status Quo in Past 2 Years	Current Member Count **	YTD Members Added	YTD Members Dropped	YTD Net Growth% ***	Member Count 1 Year Ago	Dropped Members Avg.Length of Service	Months Since Membership Update	Current Officers Reported ****	Current President Repeated Term	VP Reported *****	Last Date Reported Service (mm/yyyy)	Account Balance	YTD Donations
13976	LEITCHFIELD	04/18/1955	Active	45	1	0	2.27%	46		1	Y		N	11/2025		\$328.04
	Exc Award (06/30/2024)															
13974	LEWISBURG	05/18/1956	Active	23	6	4	9.52%	20	13	1	Y		N	07/2024		
13975	LEWISPORT	01/16/1959	Active	73	0	0	0.00%	61		6	Y	3	R	08/2025		
	Exc Award (06/30/2022, 06/30/2023, 06/30/2025)															
13977	LIVERMORE	02/15/1968	Active	24	0	3	-11.11%	27	9	2	Y			11/2025		
	Exc Award (06/30/2021, 06/30/2022, 06/30/2023)															
13931	LONE OAK	09/22/1948	Active	36	2	0	5.88%	37		0	Y		N	11/2025		\$25.00
	Exc Award (06/30/2020)															
13933	MADISONVILLE	10/24/1939	Active	63	2	0	3.28%	62		1	Y		N	11/2025		
66470	MADISONVILLE COMM & TECH CLG	06/28/2002	Active	30	4	0	15.38%	23		2	Y	8	R	11/2025		\$30.18
	Exc Award (06/30/2021, 06/30/2024, 06/30/2025)															
13934	MAYFIELD	05/14/1920	Active	36	0	5	-12.20%	36	5	0	Y	2	N	10/2025		
	Exc Award (06/30/2024)															
13935	MORGANFIELD	05/06/1943	Active	51	2	1	2.00%	47	44	2	Y		N	09/2025		
14008	Mt. Washington, Inc.	06/23/1948	Active	98	4	1	3.16%	89	9	0	Y	2	R	11/2025	90+ Days	
	Exc Award (06/30/2021, 06/30/2022, 06/30/2025)															
13936	MURRAY	09/14/1939	Active	44	8	1	18.92%	36	39	1	Y		N	11/2025		\$80.00
	Exc Award (06/30/2023)															
130252	Murray Business	03/03/2017	Active	29	10	21	-27.50%	31	0	4	Y	4	R	03/2025	90+ Days	
14010	NORTH HARDIN L C	01/05/1970	Active	24	0	1	-4.00%	20	18	1	Y	4	R	11/2025	90+ Days	
13979	OWENSBORO	06/19/1920	Active	45	0	0	0.00%	45		4	Y		N	11/2025		\$1,000.00
13938	PADUCAH	04/16/1920	Active	28	0	0	0.00%	37		1	Y		R	01/2025		
13980	PARK CITY	08/07/1946	Active	10	0	0	0.00%	10		25	Y	2	R	01/2025		
13981	RUSSELLVILLE	03/21/1940	Active	20	2	1	5.26%	19	8	3	N		N	07/2024	90+ Days	
	Exc Award (06/30/2023)															
13982	SACRAMENTO	08/21/1952	Active	20	0	0	0.00%	19		5	Y	3	N	11/2025		\$275.00
	Exc Award (06/30/2023, 06/30/2024, 06/30/2025)															



## Club Health Assessment for District 43 K through November 2025

			Status	Membership						Reports				Finance	LCIF	
Club Number	Club Name	Charter Date	Times in Status Quo in Past 2 Years	Current Member Count **	YTD Members Added	YTD Members Dropped	YTD Net Growth% ***	Member Count 1 Year Ago	Dropped Members Avg.Length of Service	Months Since Membership Update	Current Officers Reported ****	Current President Repeated Term	VP Reported *****	Last Date Reported Service (mm/yyyy)	Account Balance	YTD Donations
13983	SCOTTSVILLE	06/03/1948	Active(1)	13	0	0	0.00%	13		14	Y	2	N	10/2024	90+ Days	\$3,610.00
37515	SEDALIA	09/18/1979	Active	36	0	7	-16.28%	44	8	0	Y	2	N	07/2024		
13944	SMITH MILLS	02/06/1958	Active	14	0	3	-17.65%	17	6	3	Y	7		09/2024		
Exc Award (06/30/2023)																
13985	SMITHS GROVE	06/11/1946	Active	20	2	0	11.11%	14		0	Y		N	11/2025		
Exc Award (06/30/2018, 06/30/2025)																
14021	SPRINGFIELD	01/16/1945	Active	7	1	0	16.67%	6		4	Y	7		10/2024		
13986	TEMPLE HILL	11/12/1953	Active	26	1	2	-3.70%	26	13	2	Y	3	N	07/2024		
14095	TOMPKINSVILLE	09/09/1946	Active	13	0	0	0.00%	29		6	Y	14	N	09/2025		
77292	VETTE CITY	06/25/2003	Active	15	0	1	-6.25%	18	11	3	Y	2	N	11/2025		
13921	WEBSTER COUNTY	05/14/1969	Active	31	0	0	0.00%	42		3	Y		N	10/2025	\$1,000.00	
Exc Award (06/30/2018, 06/30/2020, 06/30/2021)																
13987	WHITESVILLE	11/16/1964	Active	51	0	0	0.00%	50		4	Y		N	11/2025		
Exc Award (06/30/2023)																
13948	WINGO	02/13/1964	Active	20	0	0	0.00%	20		3	Y		N	02/2025		
14023	ZONETON NORTH BULLITT	05/25/1971	Active(1)	19	0	0	0.00%	19		14	Y	11		07/2024		

Clubs Cancelled Previous Fiscal Year – Clubs Cancelled within last 12 months may be reinstated

Club Number	Club Name	Charter Date	Current Status*	Cancellation Date
43350	DRAFFENVILLE	01/31/1984	Cancelled(8*)	07/29/2024

Current Total Clubs Count	YTD New Clubs Count	YTD Cancelled Clubs Count	YTD Net Club Gain	Current Total Members Count	YTD Add	YTD Drop	YTD Net Growth	YTD Net Growth %	Member Count 12 Months Ago	Average Member Count Per Club	% of Clubs with less than 20 members	% No Officer Report in 12 Months	% of Clubs with balance 90+ days	Number of Clubs in Status Quo	% Status Quo Clubs in Financial Suspension	Number of Cancelled Clubs	Average Cancelled Club Age	Members Lost Due to Cancellation	% of Clubs Cancelled for Non-Financial Reasons
72	1	1	0	2,043	111	121	-10	-0.49%	2,038	28	36%	0%	14%	1	100%	1	52	0	0%

\* - P - Priority Club. Cancellation Reasons: 1-Objectives/conduct, 2-Non-active club, 5-Non-existing club, 6-Disbanding, 7-Merger, 8-Financial Suspension, 9-District/Multiple District Dues.

\*\* Red denotes below 15 active members.

\*\*\* Red denotes 20% + loss.

\*\*\*\* Y - all 3 (President, Secretary, Treasurer) club officers reported, N - not all 3 reported.

\*\*\*\*\* Abbreviation: N-New, IP-Immediate Past, R-Repeat.



# Club Health Assessment for District 43 Y through November 2025

			Status	Membership						Reports				Finance	LCIF	
Club Number	Club Name	Charter Date	Times in Status Quo in Past 2 Years	Current Member Count **	YTD Members Added	YTD Members Dropped	YTD Net Growth% ***	Member Count 1 Year Ago	Dropped Members Avg.Length of Service	Months Since Membership Update	Current Officers Reported ****	Current President Repeated Term	VP Reported *****	Last Date Reported Service (mm/yyyy)	Account Balance	YTD Donations
Clubs less than two years old																
180409	Louisville Water By Women Cyber	02/20/2025	Active	34	1	0	3.03%	0		0	Y	2				\$25.00
187795	Wolfe County Ky	08/21/2025	Active	37	37	0	100.00%	0		1	Y		N		90+ Days	
Clubs more than two years old																
14098	ASHLAND	02/12/1924	Active	22	1	1	0.00%	22	22	0	Y		N	10/2024	90+ Days	
14099	ASHLAND SOUTH ASHLAND	03/04/1957	Active	10	0	0	0.00%	13		7	Y	9	R	01/2025		
14065	BEREA	02/25/1946	Active	28	0	0	0.00%	26		5	N	2		11/2025		
14103	BOONEVILLE	04/10/1945	Active	34	4	0	13.33%	30		2	Y	15		10/2025		
41016	BUTLER	03/16/1982	Active	40	5	2	8.11%	37	34	2	Y	3	R	11/2025		\$1,000.00
47412	CARROLLTON	06/02/1987	Active	18	0	0	0.00%	18		30	Y	2	R	08/2024		
14107	CLAY CITY	04/11/1961	Active	3	0	0	0.00%	5		7	Y	3	R	09/2024		
14071	CORBIN	12/08/1947	Active	11	0	0	0.00%	11		9	Y	3	R	01/2025		
14031	COVINGTON-KENTON	09/17/1940	Status Quo(1)	18	0	0	0.00%	18		14	Y	3		01/2025	90+ Days	
14072	CUMBERLAND	10/08/1945	Active	6	0	0	0.00%	6		7	Y	4	R	10/2024		
14032	CYNTHIANA	07/31/1939	Active	77	1	1	0.00%	78	26	0	Y		N	10/2025		\$1,000.00
Exc Award (06/30/2023, 06/30/2024)																
14035	ERLANGER	03/09/1945	Active	52	1	1	0.00%	47	1	3	Y		R	09/2025	90+ Days	
61330	ESTILL COUNTY	12/07/1998	Active	21	1	1	0.00%	21	6	4	Y	2	N	08/2024	90+ Days	
29121	FAIRDALE	04/05/1974	Active	28	5	1	16.67%	31	28	0	Y	4	R	11/2025		
14036	FALMOUTH	06/16/1966	Active	8	0	0	0.00%	8		6	Y	3	R	08/2025		
44428	FLATWOODS	12/10/1984	Active	13	2	2	0.00%	13	8	0	Y		IP	05/2025		
Exc Award (06/30/2024)																
14109	FLEMINGSBURG	08/04/1932	Active	27	0	0	0.00%	30		9	Y		N	10/2024		
14037	FLORENCE	12/08/1952	Active	26	0	0	0.00%	26		10	Y		N	11/2025		
14038	FORT THOMAS	11/07/1940	Active	88	0	0	0.00%	88		6	Y		N	01/2025		
14039	FRANKFORT	12/13/1923	Active	12	1	0	9.09%	12		2	Y	8	R	01/2025		
29471	GEORGETOWN	06/21/1974	Active	10	0	0	0.00%	10		6	Y		IP	10/2024		\$200.00
Exc Award (06/30/2023, 06/30/2024)																



# Club Health Assessment for District 43 Y through November 2025

			Status	Membership						Reports				Finance	LCIF		
Club Number	Club Name	Charter Date	Times in Status Quo in Past 2 Years	Current Member Count **	YTD Members Added	YTD Members Dropped	YTD Net Growth% ***	Member Count 1 Year Ago	Dropped Members Avg.Length of Service	Months Since Membership Update	Current Officers Reported ****	Current President Repeated Term	VP Reported *****	Last Date Reported Service (mm/yyyy)	Account Balance	YTD Donations	
14112	GREENUP	04/16/1946	Active	21	4	1	16.67%	32	49	0	N	2	R	10/2024	90+ Days	\$20.00	
Exc Award (06/30/2024)																	
13997	HARRODSBURG	05/14/1931	Active	23	3	0	15.00%	20		1	Y	13		08/2024			
14113	HAZARD	03/16/1922	Active	40	0	7	-14.89%	47	20	0	Y	2	N	10/2024			
Exc Award (06/30/2024)																	
14042	HEBRON	04/03/1956	Active	18	0	0	0.00%	19		1	Y	4	R	09/2025			
14114	HINDMAN	09/09/1948	Active	10	0	0	0.00%	12		8	Y	6	R	05/2025			
40616	INDEPENDENCE	12/21/1981	Active	5	0	0	0.00%	5		5	N	5	N	10/2025			
14117	JACKSON	03/10/1970	Active	27	0	6	-18.18%	30	1	0	Y	5	N	10/2025			
13999	JEFFERSONTOWN	05/10/1966	Active	12	0	0	0.00%	14		5	Y		N	05/2025			
106424	LAUREL COMMUNITY	08/31/2009	Active	22	5	0	29.41%	16		3	Y	11	R	01/2025			
14045	LAWRENCEBURG	07/24/1945	Active	15	0	1	-6.25%	16	1	4	Y		N	11/2025		\$3,870.00	
Exc Award (06/30/2021)																	
14046	LEWISBURG MILL CREEK	04/05/1966	Active	15	1	0	7.14%	15		1	Y	4	R	09/2024		\$20.00	
14078	LEXINGTON	12/15/1920	Active	101	11	17	-5.61%	99	10	0	Y		N	09/2025		\$250.00	
14081	LEXINGTON SOUTH	04/30/1964	Active	21	3	2	5.00%	21	0	2	Y		N	10/2025			
116358	LIVINGSTON COMMUNITY	03/23/2012	Cancelled(8*)	0	0	0	0.00%	5		5	N	None		01/2025	90+ Days		
140593	Louisville Campus	01/07/2020	Active	14	6	0	75.00%	10		2	Y	2	N	04/2025			
14002	LOUISVILLE DOWNTOWN	09/03/1920	Active	29	0	0	0.00%	29		5	Y		N	08/2024			
36714	LOUISVILLE EAST	03/20/1979	Active	28	4	2	7.69%	23	5	1	Y		N	09/2025		\$2,000.00	
Exc Award (06/30/2017, 06/30/2018, 06/30/2019, 06/30/2020, 06/30/2025)																	
14003	LOUISVILLE HIGHLAND	02/04/1949	Active	7	0	0	0.00%	7		42	Y	16		01/2025			
30358	LOUISVILLE WEST END	03/11/1975	Active	13	0	0	0.00%	13		27	Y	2	R	08/2024			
14047	MAYS LICK	01/29/1959	Active	17	0	2	-10.53%	19	34	2	Y		N	01/2025		\$100.00	
14048	MAYSVILLE	02/28/1929	Active	20	0	0	0.00%	22		5	Y	2	N	01/2025			
Exc Award (06/30/2024)																	
32212	MIDDLETOWN	05/18/1976	Active	48	2	0	4.35%	47		0	Y		N	10/2025	90+ Days	\$25.00	
Exc Award (06/30/2024)																	
14006	MILTON	03/09/1949	Status Quo(1)	3	0	0	0.00%	3		36	Y	5		01/2025	90+ Days		



## Club Health Assessment for District 43 Y through November 2025

			Status	Membership						Reports					Finance		LCIF
Club Number	Club Name	Charter Date	Times in Status Quo in Past 2 Years	Current Member Count **	YTD Members Added	YTD Members Dropped	YTD Net Growth% ***	Member Count 1 Year Ago	Dropped Members Avg.Length of Service	Months Since Membership Update	Current Officers Reported ****	Current President Repeated Term	VP Reported *****	Last Date Reported Service (mm/yyyy)	Account Balance	YTD Donations	
14085	MONTICELLO	10/01/1948	Active	14	0	6	-30.00%	20	23	0	Y	6	N	11/2025	90+ Days		
14120	MT STERLING	01/15/1946	Active	22	6	0	37.50%	16		3	Y	8	N	12/2024			
14086	MT VERNON	02/09/1944	Active	16	0	0	0.00%	17		5	Y	4	R	12/2024			
14121	NEON COMMUNITY	04/08/1941	Active	23	1	2	-4.17%	26	19	0	Y	2	R	12/2024			
Exc Award (06/30/2024)																	
14051	NEW CASTLE	09/10/1945	Active	20	0	0	0.00%	20		4	Y	3	N	06/2025			
14011	NORTH OLDHAM	10/30/1952	Active	61	0	0	0.00%	61		5	Y	13		11/2025			
Exc Award (06/30/2018)																	
49103	ORANGEBURG	12/19/1988	Active	31	1	0	3.33%	28		4	Y		N	11/2025	90+ Days	\$280.00	
Exc Award (06/30/2023, 06/30/2024)																	
14053	OWENTON	07/31/1945	Active	13	0	0	0.00%	12		2	Y	19		01/2025	90+ Days		
14122	OWINGSVILLE	12/09/1943	Active	27	0	0	0.00%	28		8	Y	4	R	08/2024			
14054	PARIS	03/10/1931	Active	9	0	0	0.00%	9		18	Y	9	R	02/2025			
14013	PERRYVILLE	09/25/1945	Active	21	2	0	10.53%	19		0	Y	4	R	11/2025			
130909	Pikeville	05/10/2017	Active	18	1	1	0.00%	16	4	0	Y	2	R	11/2024			
14089	PINEVILLE	08/12/1941	Active	12	0	0	0.00%	12		5	Y	2	R	12/2024			
14126	POWELL COUNTY	01/21/1946	Active	58	2	0	3.57%	56		3	Y		N	09/2024			
14127	RACELAND RUSSELL	04/27/1953	Active	7	0	0	0.00%	7		20	Y	7		01/2025			
14090	RICHMOND	04/30/1931	Active	24	0	0	0.00%	25		5	N		R	07/2024	90+ Days	\$400.00	
Exc Award (06/30/2024)																	
14019	SHELBY COUNTY	04/12/1949	Active	18	0	1	-5.26%	17	7	1	Y	3	N	11/2025	90+ Days		
Exc Award (06/30/2024)																	
14018	SHIVELY	09/07/1948	Active	12	0	0	0.00%	15		5	Y	2	R	12/2024			
14092	SOMERSET	04/14/1942	Active	5	0	0	0.00%	5		36	Y		IP	01/2025			
14020	SOUTH OLDHAM	02/03/1948	Active	14	0	0	0.00%	15		5	Y	6	N	03/2025			
14093	STANFORD	09/19/1944	Active	28	0	0	0.00%	28		6	Y		N	10/2025			
14129	TOLLESBORO	04/12/1954	Active	50	3	1	4.17%	42	7	0	Y	5	R	04/2025			
Exc Award (06/30/2022, 06/30/2023, 06/30/2024, 06/30/2025)																	
14130	VANCEBURG	05/02/1946	Active	30	3	0	11.11%	21		1	Y		R	07/2025		\$140.00	
Exc Award (06/30/2024)																\$3,350.00	



## Club Health Assessment for District 43 Y through November 2025

INTERNATIONAL

Club Number	Club Name	Charter Date	Status	Membership						Reports				Finance	LCIF	
			Times in Status Quo in Past 2 Years	Current Member Count **	YTD Members Added	YTD Members Dropped	YTD Net Growth% ***	Member Count 1 Year Ago	Dropped Members Avg.Length of Service	Months Since Membership Update	Current Officers Reported ****	Current President Repeated Term	VP Reported *****	Last Date Reported Service (mm/yyyy)	Account Balance	YTD Donations
14059	WARSAW	11/11/1946	Active	9	0	0	0.00%	9		15	Y	13	R	01/2025		
43229	WHITESBURG	12/08/1983	Active	6	0	1	-14.29%	8	1	2	Y	5		01/2025		
14097	WILMORE	12/27/1952	Active	13	0	0	0.00%	12		5	N	16		01/2025		
14133	WINCHESTER	03/28/1931	Active	4	0	0	0.00%	4		5	Y	9	R	01/2025		

Clubs Cancelled Previous Fiscal Year – Clubs Cancelled within last 12 months may be reinstated

Club Number	Club Name	Charter Date	Current Status*	Cancellation Date
14084	MIDDLESBORO	02/24/1941	Cancelled(8*)	12/30/2024

Current Total Clubs Count	YTD New Clubs Count	YTD Cancelled Clubs Count	YTD Net Club Gain	Current Total Members Count	YTD Add	YTD Drop	YTD Net Growth	YTD Net Growth %	Member Count 12 Months Ago	Average Member Count Per Club	% of Clubs with less than 20 members	% No Officer Report in 12 Months	% of Clubs with balance 90+ days	Number of Clubs in Status Quo	% Status Quo Clubs in Financial Suspension	Number of Cancelled Clubs	Average Cancelled Club Age	Members Lost Due to Cancellation	% of Clubs Cancelled for Non-Financial Reasons
72	1	1	0	1,697	117	59	58	3.54%	1,622	24	50%	0%	17%	2	100%	1	97	0	-100%

\* - P - Priority Club. Cancellation Reasons: 1-Objectives/conduct, 2-Non-active club, 5-Non-existing club, 6-Disbanding, 7-Merger, 8-Financial Suspension, 9-District/Multiple District Dues.

\*\* Red denotes below 15 active members.

\*\*\* Red denotes 20% + loss.

\*\*\*\* Y - all 3 (President, Secretary, Treasurer) club officers reported, N - not all 3 reported.

\*\*\*\*\* Abbreviation: N-New, IP-Immediate Past, R-Repeat.






# Club Health Assessment for District 10 through November 2025

			Status	Membership						Reports				Finance	LCIF	
Club Number	Club Name	Charter Date	Times in Status Quo in Past 2 Years	Current Member Count **	YTD Members Added	YTD Members Dropped	YTD Net Growth% ***	Member Count 1 Year Ago	Dropped Members Avg.Length of Service	Months Since Membership Update	Current Officers Reported ****	Current President Repeated Term	VP Reported *****	Last Date Reported Service (mm/yyyy)	Account Balance	YTD Donations
Clubs less than two years old																
182219	Marquette Arts & Music Wellness	05/20/2025	Active	25	3	1	8.70%	0	0	1	Y	2		10/2025		
Clubs more than two years old																
4356	BARAGA TOWNSHIP L C	03/03/1954	Active	34	2	0	6.25%	32		2	Y	6		10/2025	90+ Days	
4358	BARK RIVER	01/12/1943	Active	91	2	1	1.11%	94	4	1	Y		N	07/2025		\$125.00
141466	Bay de Noc	04/27/2020	Active	31	1	0	3.33%	30		0	Y		N	10/2025		\$13,450.00
4359	BESSEMER	09/08/1937	Active	6	0	0	0.00%	6		22	N	None		11/2025		
4360	BRIMLEY	01/20/1942	Active	11	1	2	-8.33%	12	2	4	Y	2	R	08/2025	90+ Days	
4361	CALUMET	10/15/1925	Cancelled(6*)	0	0	12	-100.00%	11	16	3	N	None		09/2024	90+ Days	
38269	CARNEY NADEAU	04/24/1980	Active	20	0	0	0.00%	20		14	N	None		10/2025		
4363	CHASSELL	04/15/1946	Active	75	0	1	-1.32%	78	37	1	Y	2	R	07/2025		
4364	CHATHAM	04/09/1952	Active	17	0	0	0.00%	16		7	N	None		07/2025		
4365	CHOCOLAY TOWNSHIP	04/20/1961	Active	11	0	0	0.00%	11		26	N	None		10/2025		
4367	CRYSTAL FALLS	08/26/1952	Active	25	4	1	13.64%	20	61	0	Y	3	R	07/2025		
4368	DAFTER	12/11/1972	Active	24	0	0	0.00%	24		5	Y		R	09/2025		
82401	DELTA MENOMINEE COUNTY HEART OF THE NORTH	05/20/2004	Active	28	0	0	0.00%	32		3	Y	2	R	11/2025		\$300.00
30040	DRUMMOND ISLAND	12/23/1974	Active	28	3	8	-15.15%	39	8	0	Y	3		08/2025		
4372	ENGADINE NAUBINWAY	04/08/1969	Active	28	1	1	0.00%	24	1	1	Y		N	08/2025		
4374	FORD RIVER	09/30/1952	Active	26	1	2	-3.70%	27	5	4	Y	2		08/2025		
4376	GLADSTONE	08/20/1937	Active	45	2	1	2.27%	38	7	0	Y		N	07/2025		
4378	GWINN	07/28/1952	Active	37	4	0	12.12%	33		0	Y	4	R	10/2025		\$200.00
	Exc Award (06/30/2018)															
4380	HOUGHTON HANCOCK	06/25/1942	Active	18	0	0	0.00%	19		3	N	None	R	09/2025		
4382	ISHPEMING	07/10/1952	Active	21	4	1	16.67%	35	8	1	Y			10/2025	90+ Days	\$300.00
4383	KEWEENAW LION CLUB	03/20/1945	Active	27	0	1	-3.57%	28	10	2	N	3	R	07/2025		
38130	KINROSS	03/24/1980	Active	16	0	0	0.00%	16		21	N	None		08/2025		
4388	LES CHENEAUX	03/10/1947	Active	32	1	0	3.23%	32		1	Y	3	R	09/2025	90+ Days	\$1,000.00



## Club Health Assessment for District 10 through November 2025

			Status	Membership					Reports					Finance	LCIF	
Club Number	Club Name	Charter Date	Times in Status Quo in Past 2 Years	Current Member Count **	YTD Members Added	YTD Members Dropped	YTD Net Growth***	Member Count 1 Year Ago	Dropped Members Avg.Length of Service	Months Since Membership Update	Current Officers Reported ****	Current President Repeated Term	VP Reported *****	Last Date Reported Service (mm/yyyy)	Account Balance	YTD Donations
4390	MANISTIQUE	07/27/1935	Active	26	0	0	0.00%	29		8	Y		N	07/2025	90+ Days	
32164	MANISTIQUE LAKES L C	04/30/1976	Active	16	1	0	6.67%	17		3	Y	8	R	07/2025		
4391	MARQUETTE	10/14/1919	Active	30	1	0	3.45%	30		0	Y		N	10/2025		
Exc Award (06/30/2018)																
4393	MENOMINEE	09/19/1934	Active(1)	7	0	0	0.00%	7		84	N	None		07/2025		
41777	MOUNTAIN	08/31/1982	Active	21	0	2	-8.70%	21	1	3	Y	2	R	07/2025		\$50.00
4394	MUNISING	05/04/1937	Active	27	2	2	0.00%	29	1	0	Y	4		07/2025		\$100.00
4395	NEGAUNEE	05/10/1955	Active	53	4	0	8.16%	43		0	Y		R	08/2025		\$300.00
Exc Award (06/30/2023)																
4396	NEWBERRY	08/10/1923	Status Quo(1)	9	0	0	0.00%	9		28	N	None		07/2025	90+ Days	
Exc Award (06/30/2018)																
4398	OTTAWA L C	04/17/1968	Active	8	0	1	-11.11%	11	10	3	Y	5	R	07/2025		
4399	PERKINS	08/26/1947	Active	14	0	0	0.00%	26		4	Y	4		10/2025		
4400	PICKFORD	09/22/1941	Active	28	0	0	0.00%	28		6	Y	2	R	11/2025		
4401	POWERS SPALDING	10/12/1938	Active	34	0	3	-8.11%	38	2	2	Y	7	N	07/2025		
4402	RANGE	04/10/1947	Active	16	2	0	14.29%	14		4	Y	16	R	09/2025	90+ Days	
4403	RAPID RIVER	04/28/1972	Active	23	2	0	9.52%	25		1	Y	6	R	09/2025		
4405	ROCK	02/26/1943	Active	27	1	0	3.85%	23		0	Y	2		08/2025		
4406	RUDYARD	01/09/1940	Active	25	3	0	13.64%	20		1	Y		N	07/2025		
4408	SAULT STE MARIE	08/28/1935	Active	22	0	1	-4.35%	24	1	4	N	None		08/2025		
Exc Award (06/30/2018)																
4410	SKANDIA	05/06/1957	Active	14	0	1	-6.67%	16	33	4	Y	2	N	10/2025		
4407	ST IGNACE	08/28/1936	Active	24	0	1	-4.00%	24	6	4	Y	2		11/2025		
4411	STEPHENSON	04/09/1945	Active	72	1	2	-1.37%	79	10	0	Y		N	08/2025		
Exc Award (06/30/2021)																
36795	SUGAR ISLAND L C	03/30/1979	Active	38	2	0	5.56%	38		1	Y	10	N	09/2025		
4412	TRENARY	10/13/1947	Active	12	1	1	0.00%	6	1	0	Y	8	N	10/2025		\$240.00
4414	VULCAN NORWAY LORETTO	02/01/1954	Active	46	0	0	0.00%	41		2	Y		IP	10/2025		\$100.00
4416	WELLS	10/01/1952	Active	59	2	0	3.51%	53		4	Y	5	R	09/2025	90+ Days	



## Club Health Assessment for District 10 through November 2025

INTERNATIONAL

						Status		Membership					Reports				Finance		LCIF
						Times in Status Quo in Past 2 Years		Current Member Count **	YTD Members Added	YTD Members Dropped	YTD Net Growth***	Member Count 1 Year Ago	Dropped Members Avg.Length of Service	Months Since Membership Update	Current Officers Reported ****	Current President Repeated Term	VP Reported *****	Last Date Reported Service (mm/yyyy)	Account Balance
Club Number	Club Name		Charter Date																
Current Total Clubs Count	YTD New Clubs Count	YTD Cancelled Clubs Count	YTD Net Club Gain	Current Total Members Count	YTD Add	YTD Drop	YTD Net Growth %	Member Count 12 Months Ago	Average Member Count Per Club	% of Clubs with less than 20 members	% No Officer Report in 12 Months	% of Clubs with balance 90+ days	Number of Clubs in Status Quo	% Status Quo Clubs in Financial Suspension	Number of Cancelled Clubs	Average Cancelled Club Age	Members Lost Due to Cancellation	% of Clubs Cancelled for Non-Financial Reasons	
47	0	1	-1	1,327	51	46	5	0.38%	1,328	28	30%	15%	17%	1	100%	1	100	12	100%

\* - P - Priority Club. Cancellation Reasons: 1-Objectives/conduct, 2-Non-active club, 5-Non-existing club, 6-Disbanding, 7-Merger, 8-Financial Suspension, 9-District/Multiple District Dues.

\*\* Red denotes below 15 active members.

\*\*\* Red denotes 20% + loss.

\*\*\*\* Y - all 3 (President, Secretary, Treasurer) club officers reported, N - not all 3 reported.

\*\*\*\*\* Abbreviation: N-New, IP-Immediate Past, R-Repeat.